


SPECIFICATIONS	CABLE GROUPS	
<p>ELECTRICAL SPECIFICATIONS IMPEDANCE: 50 Ω WORKING VOLTAGE RATING: 1,000 VRMS, CABLE DEPENDENT FREQUENCY RANGE: 0-11 GHZ</p> <p>MECHANICAL SPECIFICATIONS MATING: 5/8 - 24 THREADED COUPLING INTERFACE: MIL-STD-348, SECTION 304 CABLING: CLAMP, SOLDER AND CRIMP</p> <p>PLATING G - GOLD N - NICKEL S - SILVER WB - WHITE BRONZE</p> <p>DIELECTRIC MATERIAL T - TEFLON</p>	GRP	FOR THESE CABLE TYPES
	B	TIMES LMR-100A; RG-174, 188, 188A, 316/U; ALPHA 9174, 9316; BELDEN 7805A, 8216, 83269, 83284, 84316; COMMSCOPE AMC-174, WBC-100
	B1	RG-316/U DOUBLE SHIELD; RD-316; BELDEN 83269; COLEMAN 1596
	C	TIMES LMR-195; RG-58, 58A, 58C, 141, 141A/U; ANDREW CNT-195, CNT-195-DB, CNT-195-FR; BELDEN 7806A, 8219, 8240, 8259, 8262, 9201, 9203, 9310, 9311; COMMSCOPE WBC-195, WBC-195R, 0268, TCOM-195, TCOM-195-FR; HARBOUR HPF195
	C1	RG-55, 55A, 55B, 142, 142A, 142B, 223, 400/U; ALPHA 9055, 9055B, 9223; BELDEN 7806A, 83242, 84142
	C2	TIMES LMR-200, MSI-22; ALPHA 9848; BELDEN 7807A; COMMSCOPE AMC-58LL, WBC-200, WBC-200R, TCOM-200, TCOM-200-FR; HARBOUR HPF200
	C3	RG-58/U PLENUM, RG-122/U; ALPHA 9859, 9158S; BELDEN 82240, 82907, 88240, 89907
	D	RG-59, 59A, 59B, 62, 62A, 62C/U; ALPHA 9059, 9062, 9830, 9840, 9845; BELDEN 8221, 8241, 9169, 9204, 9228; CANARE LV-61S; COMMSCOPE 5550, 5555, 5560, 5563
	E	TIMES AA-4478; RG-8, 8A, 213/U; ALPHA 9008, 9213; BELDEN 8267, 9251, 9880, 89880; INTERCOMP 4082, 22132
	F	RG-9, 9A, 9B, 214/U; ALPHA 9214; BELDEN 8242, 8268
	I	TIMES AA-5886, AA-6146, LMR-400, LMR-400 ULTRAFLEX; ANDREW CNT-400, CNT-400AL, CNT-400-DB, CNT-400-FR, CNT-400-FRP; BELDEN 7810A, 8214, 9913; COMMSCOPE TCOM-400, TCOM-400-FR, TCOM-400-PUR, WBC-400, WBC-400R, CUSHCRAFT ULTRALINK TL93605; HARBOUR HPF400
	L2	TIMES LMR-600, LMR-600 ULTRAFLEX; ANDREW CNT-600, CNT-600-DB, CNT-600-FR, ; COMMSCOPE TCOM-600, TCOM-600-FR, TCOM-600-PUR, WBC-600, WBC-600R
	L6	TIMES LMR-300; ANDREW CNT-300, CNT-300AL, CNT-300-DB, CNT-300-FR; BELDEN 7809; COMMSCOPE TCOM-300, TCOM-300-FR, WBC-300
	M	TIMES MSI-15; RG-122/U; BELDEN 82907, 88240, 89907; MOTOROLA WHITE TEFLON
	P	TIMES AA-3096; ANTENNA SPECIALIST K214, PRO-FLEX 800
	PL	BELDEN 89913
	SR1	.085 SEMI RIGID; RG-405/U; BELDEN 1671A; RD-179
	SR2	.141 SEMI RIGID; RG-402/U; BELDEN 1673A
	SR3	.250 SEMI RIGID; RG-401/U
	X	TIMES LMR-240, LMR-240 ULTRAFLEX; RG-8X; ANDREW CNT-240, CNT-240AL, CNT-240ALS, CNT-240-DB, CNT-240-FR, CNT-240-W; BELDEN 9258; COMMSCOPE TCOM-240, TCOM-240-FR, WBC-240, WBC-240R; HARBOUR HPF240; MICRO 8/U; REMEE 1600; SAXTON 8315
FOR A MORE EXTENSIVE LISTING OF CABLE GROUPS, PLEASE REFER TO PAGES 134-145		





PHOTOS FOR REFERENCE ONLY, SHOWN AT 75% ACTUAL SIZE.

FOR MOUNTING CONFIGURATIONS REFER TO PAGES 149-164

PART #	FIG	DESCRIPTION	CBL GRP	NOTES	REPLACES OR EQUIVALENT TO	PLATING			RECOMMENDED TOOL
						BDY	P/C	DIE	
RFN-1000-1S	1	MALE CLAMP	C, C1	FOR RG-58/U & RG-142/U	UG-536A/U	S	G	T	RFA-4009-206
RFN-1000-C2	1	MALE CLAMP	C2	FOR TIMES LMR-200		N	G	T	RFA-4009-206
RFN-1000-C2S	1	MALE CLAMP	C2	FOR TIMES LMR-200		S	G	T	RFA-4009-206
RFN-1000-N	1	MALE CLAMP	C, C1	FOR RG-58/U & RG-142/U	UG-536B/U	N	G	T	RFA-4009-206
RFN-1001-S	2	MALE SOLDER	C, C1, C2, D, E, F, I, P, X	FOR CABLE GROUP C, C1, C2 USE WITH REDUCER RFU-530, FOR CABLE GROUPS D, P & X USE WITH REDUCER RFU-531. CONNECTOR WILL ACCEPT MAXIMUM CENTER CONDUCTOR OF OD .108 [2.74]		S	G	T	SOLDER ONLY
RFN-1002-1N	3	MALE CLAMP	E	FOR RG-8/U	UG-21B/U, D/U, E/U	N	G	T	RFA-4009-206
RFN-1002-1S	3	MALE CLAMP	E	FOR RG-8/U	UG-21B/U, D/U, E/U	S	G	T	RFA-4009-206
RFN-1002-1SI	3	MALE CLAMP	I	FOR BELDEN 9913 & TIMES LMR-400		S	G	T	RFA-4005-200
RFN-1002-2L2	4	MALE CLAMP	L2	FOR TIMES LMR-600		S	G	T	SOLDER ONLY
RFN-1002-PL	3	MALE CLAMP	PL	FOR BELDEN 89913 PLENUM		S	G	T	RFA-4009-205
RFN-1004-1SP	5	MALE CLAMP	P	FOR PROFLEX		S	G	T	RFA-4009-206
RFN-1004-1SX	5	MALE CLAMP	X	FOR RG-8/X & TIMES LMR-240		S	G	T	RFA-4009-206
RFN-1005-1SR1	6	MALE	SR1	FOR .085 SEMI-RIGID	DIRECT SOLDER	N	G	T	SOLDER ONLY
RFN-1005-1SR2	6	MALE	SR2	FOR .141 SEMI-RIGID	DIRECT SOLDER	N	G	T	SOLDER ONLY
RFN-1005-2N	7	MALE CRIMP	C	FOR RG-58/U		N	G	T	RFA-4009-206
RFN-1005-3C	7	MALE CRIMP	C	FOR RG-58/U		S	G	T	RFA-4009-206
RFN-1005-3C1	7	MALE CRIMP	C1	FOR RG-142/U		S	G	T	RFA-4009-206
RFN-1005-5	8	MALE CRIMP	C	QUICK DISCONNECT, FOR RG-58/U		S	G	T	RFA-4009-206
RFN-1005-7	7	MALE CRIMP	C3, M	FOR MOTOROLA WHITE TEFLON, RG-58 PLENUM OR BELDEN 89907		S	G	T	RFA-4009-206
RFN-1005-B-03	7	MALE CRIMP	B	FOR RG-174/U & RG-316/U		N	G	T	RFA-4005-200
RFN-1005-B1-03	7	MALE CRIMP	B1	FOR RD-174/U & RG-316/U		N	G	T	RFA-4005-200
RFN-1005-C1	7	MALE CRIMP	C1	FOR RG-142/U		N	G	T	RFA-4009-206
RFN-1005-C2	7	MALE CRIMP	C2	FOR TIMES LMR-200		N	G	T	RFA-4009-206
RFN-1005-C2S	7	MALE CRIMP	C2	FOR TIMES LMR-200		S	G	T	RFA-4009-206
RFN-1006-2L2	9	MALE CRIMP	L2	FOR TIMES LMR-600		S	G	T	RFA-4005-305 & RFA-4009-201
RFN-1006-3E	10	MALE CRIMP	E	FOR RG-8/U	UG-1681/U	S	G	T	RFA-4009-205
RFN-1006-3F	10	MALE CRIMP	F	FOR RG-214/U	UG-1682/U	S	G	T	RFA-4009-205
RFN-1006-3I	10	MALE CRIMP	I	FOR BELDEN 9913 & TIMES LMR-400		S	G	T	RFA-4005-200
RFN-1006-8I	11	MALE CRIMP	I	FOR TIMES LMR-400; KNURLED SHELL; 2-PIECE DESIGN	FOR SOLID CENTER CONDUCTOR CABLE ONLY	N	G	T	RFA-4009-205
RFN-1006-8X	12	MALE CRIMP	X	FOR RG-8/X & TIMES LMR-240		N	G	T	RFA-4009-203



FIG. 13
RFN-1006-9I



FIG. 14
RFN-1006-9L2



FIG. 15
RFN-1006-9X



FIG. 16
RFN-1006-I-WB



FIG. 17
RFN-1009-3E, -3I, -PL




FIG. 18
RFN-1009-B-03,
-C-03, -C1-03



FIG. 19
RFN-1009-C, -C1, -C2



FIG. 20
RFN-1009-I



FIG. 21
RFN-1009-X-04

PHOTOS FOR REFERENCE ONLY, SHOWN AT 75% ACTUAL SIZE.

FOR MOUNTING CONFIGURATIONS REFER TO PAGES 149-164

PART #	FIG	DESCRIPTION	CBL GRP	NOTES	REPLACES OR EQUIVALENT TO	PLATING			RECOM- MENDED TOOL
						BDY	P/C	DIE	
RFN-1006-9I	13	MALE CRIMP	I	FOR BELDEN 9913 & TIMES LMR-400; HEX & KNURLED SHELL; 2-PIECE DESIGN	FOR SOLID CENTER CONDUCTOR CABLE ONLY	N	G	T	RFA-4009-205
RFN-1006-9L2	14	MALE CRIMP	L2	FOR TIMES LMR-600; HEX & KNURLED SHELL; 3-PIECE DESIGN WITH HEAT SHRINK		WB	G	T	RFA-4005-305 & RFA-4009-201
RFN-1006-9X	15	MALE CRIMP	X	FOR RG-8/X & TIMES LMR-240; 2-PIECE DESIGN		N	G	T	RFA-4009-203
RFN-1006-I	10	MALE CRIMP	I	FOR BELDEN 9913 & TIMES LMR-400		N	G	T	RFA-4005-200
RFN-1006-I-WB	16	MALE CRIMP	I	FOR BELDEN 9913 & TIMES LMR-400; HEX & KNURLED SHELL, WITH HEAT SHRINK	TIMES TC-400-NMH-D	WB	G	T	RFA-4005-200
RFN-1006-L6	10	MALE CRIMP	L6	FOR TIMES LMR-300		N	G	T	RFA-4005-400 & RFA-4005-308
RFN-1006-PL	10	MALE CRIMP	PL	FOR BELDEN 89913 PLENUM		S	G	T	RFA-4005-200
RFN-1007-2SP	7	MALE CRIMP	P	FOR PROFLEX		S	G	T	RFA-4009-203
RFN-1007-2SX	7	MALE CRIMP	X	FOR RG-8/X & TIMES LMR-240		S	G	T	RFA-4009-203
RFN-1007-X	7	MALE CRIMP	X	FOR RG-8/X & TIMES LMR-240		N	G	T	RFA-4005-400
RFN-1009-3E	17	MALE RIGHT ANGLE CRIMP	E	FOR RG-8/U		S	G	T	RFA-4009-205
RFN-1009-3I	17	MALE RIGHT ANGLE CRIMP	I	FOR BELDEN 9913 & TIMES LMR-400		S	G	T	RFA-4009-205
RFN-1009-B-03	18	MALE RIGHT ANGLE CRIMP	B	SQUARE BODY, FOR RG-174/U		N	G	T	RFA-4009-204
RFN-1009-C	19	MALE RIGHT ANGLE CRIMP	C	FOR RG-58/U		S	G	T	RFA-4009-206
RFN-1009-C-03	18	MALE RIGHT ANGLE CRIMP	C	SQUARE BODY, FOR RG-58/U		N	G	T	RFA-4009-206
RFN-1009-C1	19	MALE RIGHT ANGLE CRIMP	C1	FOR RG-142/U		S	G	T	RFA-4009-206
RFN-1009-C1-03	18	MALE RIGHT ANGLE CRIMP	C1	FOR RG-142/U, SQUARE BODY		N	G	T	RFA-4009-206
RFN-1009-C2	19	MALE RIGHT ANGLE CRIMP	C2	FOR TIMES LMR-200		S	G	T	RFA-4009-206
RFN-1009-I	20	MALE RIGHT ANGLE CRIMP	I	FOR BELDEN 9913 & TIMES LMR-400		WB	G	T	RFA-4009-205
RFN-1009-PL	17	MALE RIGHT ANGLE CRIMP	PL	FOR BELDEN 89913 PLENUM		S	G	T	RFA-4009-205
RFN-1009-X-04	21	MALE RIGHT ANGLE CRIMP	X	FOR RG-8/X & TIMES LMR-240		N	G	T	RFA-4009-203



FIG. 22
RFN-1010-1



FIG. 23
RFN-1011-1



FIG. 24
RFN-1012-1



FIG. 25
RFN-1013-1



FIG. 26
RFN-1013-1-03



FIG. 27
RFN-1014-1



FIG. 28
RFN-1020-1




FIG. 29
RFN-1021, -2




FIG. 30
RFS-2068



FIG. 31
RFN-1021-03




FIG. 32
RFN-1021-1



FIG. 33
RFN-1021-11



FIG. 34
RFN-1021-14



FIG. 35
RFN-1021-2SR2



FIG. 36
RFN-1021-4

PHOTOS FOR REFERENCE ONLY, SHOWN AT 75% ACTUAL SIZE.

FOR MOUNTING CONFIGURATIONS REFER TO PAGES 149-164

PART #	FIG	DESCRIPTION	CBL GRP	NOTES	REPLACES OR EQUIVALENT TO	PLATING			RECOMMENDED TOOL
						BDY	P/C	DIE	
RFN-1010-1	22	T ADAPTER		N DOUBLE FEMALE TO N MALE	UG-107B/U	S	G	T	
RFN-1011-1	23	T ADAPTER		N TRIPLE FEMALE	UG-28A/U	S	G	T	
RFN-1012-1	24	RIGHT ANGLE ADAPTER		N FEMALE TO N MALE	UG-27A/U, B/U, C/U, D/U	S	G	T	
RFN-1013-1	25	BARREL ADAPTER		N FEMALE TO N FEMALE	UG-29B/U, C/U	S	G	T	
RFN-1013-1-03	26	BARREL ADAPTER		N FEMALE TO N FEMALE		N	G	T	
RFN-1014-1	27	BARREL ADAPTER		N MALE TO N MALE	UG-57B/U	S	G	T	
RFN-1020-1	28	FEMALE PANEL MOUNT		2 HOLE FLANGE		S	G	T	
RFN-1021	29	FEMALE PANEL MOUNT		4 HOLE FLANGE	UG-58A/U	S	G	T	
RFS-2068	30	N FEMALE 4-HOLE PANEL MOUNT		SOLDER TAB		N	G	T	
RFN-1021-03	31	FEMALE PANEL MOUNT		4 HOLE FLANGE		N	G	T	
RFN-1021-1	29	FEMALE PANEL MOUNT		4 HOLE FLANGE WITH REMOVABLE PIN & FLUSH DIELECTRIC	UG-58A/U	S	G	T	
RFN-1021-11	33	FEMALE PANEL MOUNT		4 HOLE FLANGE W/ POST TERMINAL, EXTENDED DIELECTRIC		N	G	T	
RFN-1021-14	34	FEMALE PANEL MOUNT		4 HOLE FLANGE WITH SLOTTED TERMINAL CONTACT					
RFN-1021-2	29	FEMALE PANEL MOUNT		4 Hole Flange w/ Soldercup	UG-58A/U	N	G	T	
RFN-1021-2SR2	35	FEMALE PANEL MOUNT	SR2	4 HOLE FLANGE, DIRECT SOLDER, FOR .141" SEMI-RIGID CABLE	DIRECT SOLDER	S	G	T	
RFN-1021-4	36	FEMALE PANEL MOUNT		MINI 4 HOLE FLANGE W/ POST TERMINAL, .730" EXTENDED DIELECTRIC & O-RING		N	G	T	



FIG. 37
RFN-1021-5



FIG. 38
RFN-1021-6



FIG. 39
RFN-1022, -1



FIG. 40
RFN-1022-2SR2,
-SR1, -SR2, -SR3



FIG. 41
RFN-1022-3, -3-03



FIG. 42
RFN-1022-5, -5-03



FIG. 43
RFN-1022-8, -8-B1,
-8-C, -8-C1, -8-C2, -X



FIG. 44
RFN-1023

PHOTOS FOR REFERENCE ONLY, SHOWN AT 75% ACTUAL SIZE.

FOR MOUNTING CONFIGURATIONS REFER TO PAGES 149-164

PART #	FIG	DESCRIPTION	CBL GRP	NOTES	REPLACES OR EQUIVALENT TO	PLATING			RECOMMENDED TOOL
						BDY	P/C	DIE	
RFN-1021-5	37	FEMALE PANEL MOUNT		MINI 4 HOLE FLANGE W/ POST TERMINAL, .260" EXTENDED DIELECTRIC & O-RING	.260	N	G	T	
RFN-1021-6	38	FEMALE CLAMP PANEL MOUNT	C, C1	4 HOLE FLANGE, FOR RG-58/U & RG-142/U	UG1095A/U, B/U, C/U	S	G	T	RFA-4009-206
RFN-1022	39	FEMALE BULKHEAD		FRONT MOUNT, NO D-FLAT		S	G	T	
RFN-1022-1	39	FEMALE BULKHEAD		FRONT MOUNT WITH DOUBLE D-FLAT	UG-680/U, A/U	S	G	T	
RFN-1022-2SR2	40	FEMALE BULKHEAD	SR2	REAR MOUNT WITH DOUBLE D-FLAT, FOR .141 SEMI-RIGID CABLE	DIRECT SOLDER	S	G	T	
RFN-1022-3	41	FEMALE BULKHEAD		FRONT MOUNT, LONG WITH DOUBLE D-FLAT		S	G	T	
RFN-1022-3-03	41	FEMALE BULKHEAD		FRONT MOUNT, LONG WITH DOUBLE D-FLAT		S	G	T	
RFN-1022-5	42	FEMALE BULKHEAD		FRONT MOUNT WITH D-FLAT & O-RING		N	G	T	
RFN-1022-5-03	42	FEMALE BULKHEAD		FRONT MOUNT WITH D-FLAT, .375" OPENING, BECU CONTACT		N	G	T	
RFN-1022-8	43	FEMALE CRIMP BULKHEAD	B	REAR MOUNT WITH O-RING, FOR RG-174/U	FOR RG-174/U & RG-316/U	N	G	T	RFA-4009-204
RFN-1022-8-B1	43	FEMALE CRIMP BULKHEAD	B1	REAR MOUNT W/ O-RING, FOR RG-316/U DOUBLE SHIELD	FOR RD-174/U & RD-316/U	N	G	T	RFA-4009-204
RFN-1022-8-C	43	FEMALE CRIMP BULKHEAD	C	REAR MOUNT WITH O-RING, FOR RG-58/U		N	G	T	RFA-4009-206
RFN-1022-8-C1	43	FEMALE CRIMP BULKHEAD	C1	REAR MOUNT WITH O-RING, FOR RG-142/U		N	G	T	RFA-4009-206
RFN-1022-8-C2	43	FEMALE CRIMP BULKHEAD	C2	REAR MOUNT WITH O-RING, FOR LMR-200		N	G	T	RFA-4009-206
RFN-1022-SR1	40	FEMALE BULKHEAD	SR1	REAR MOUNT WITH DOUBLE D-FLAT, FOR .085" SEMI-RIGID CABLE	DIRECT SOLDER	N	G	T	
RFN-1022-SR2	40	FEMALE BULKHEAD	SR2	REAR MOUNT WITH DOUBLE D-FLAT, FOR .141" SEMI-RIGID CABLE	DIRECT SOLDER	N	G	T	
RFN-1022-SR3	40	FEMALE BULKHEAD	SR3	REAR MOUNT WITH DOUBLE D-FLAT, FOR .250" SEMI-RIGID CABLE	DIRECT SOLDER	N	G	T	
RFN-1022-X	43	FEMALE CRIMP BULKHEAD	X	REAR MOUNT WITH O-RING, FOR LMR-240		N	G	T	RFA-4005-400
RFN-1023	44	BULKHEAD FRONT MOUNT ADAPTER		N FEMALE TO N FEMALE	UG-30C/U	S	G	T	



FIG. 45
RFN-1024-1, -1SI, -PL



FIG. 46
RFN-1025-1, -C2



FIG. 47
RFN-1026-1P, -1X



FIG. 48
RFN-1027, -C1, -C2, -N,
RFN-1029-SP, -SX



FIG. 49
RFN-1027-B, -SB



FIG. 50
RFN-1028-2L2



FIG. 51
RFN-1028, -F, -I, -PL, -SI



FIG. 52
RFN-1041-1



FIG. 53
RFN-1054-AV



FIG. 54
RFS-2030

PHOTOS FOR REFERENCE ONLY, SHOWN AT 75% ACTUAL SIZE.

FOR MOUNTING CONFIGURATIONS REFER TO PAGES 149-164

PART #	FIG	DESCRIPTION	CBL GRP	NOTES	REPLACES OR EQUIVALENT TO	PLATING			RECOMMENDED TOOL
						BDY	P/C	DIE	
RFN-1024-1	45	FEMALE CLAMP	E	FOR RG-8/U	UG-23D/U, F/U	S	G	T	
RFN-1024-1SI	45	FEMALE CLAMP	I	FOR BELDEN 9913 & TIMES LMR-400		S	G	T	
RFN-1024-PL	45	FEMALE CLAMP	PL	FOR BELDEN 89913 PLENUM		S	G	T	
RFN-1025-1	46	FEMALE CLAMP	C, C1	FOR RG-58/U & RG-142/U		S	G	T	
RFN-1025-C2	46	FEMALE CLAMP	C2	FOR TIMES LMR-200		S	G	T	
RFN-1026-1P	47	FEMALE CLAMP	P	FOR PROFLEX		S	G	T	RFA-4009-206
RFN-1026-1X	47	FEMALE CLAMP	X	FOR RG-8/X & TIMES LMR-240		S	G	T	RFA-4009-206
RFN-1027	48	FEMALE CRIMP	C	FOR RG-58/U		N	G	T	RFA-4009-206
RFN-1027-B	49	FEMALE CRIMP	B	FOR RG-174/U & RG-316/U		N	G	T	RFA-4005-200
RFN-1027-C1	48	FEMALE CRIMP	C1	FOR RG-142		S	G	T	RFA-4009-206
RFN-1027-C2	48	FEMALE CRIMP	C2	FOR TIMES LMR-200		S	G	T	RFA-4009-206
RFN-1027-N	48	FEMALE CRIMP	C	FOR RG-58/U		N	G	T	RFA-4009-206
RFN-1027-SB	49	FEMALE CRIMP	B	FOR RG-174/U & RG-316/U		S	G	T	RFA-4005-200
RFN-1028	51	FEMALE CRIMP	E	FOR RG-8/U	AMPH. 82-0337	S	G	T	RFA-4009-205
RFN-1028-2L2	50	FEMALE CRIMP	L2	FOR TIMES LMR-600		S	G	T	RFA-4009-201
RFN-1028-F	51	FEMALE CRIMP	F	FOR RG-9/U & RG-21 4/U		S	G	T	RFA-4005-200
RFN-1028-I	51	FEMALE CRIMP	I	FOR BELDEN 9913 & TIMES LMR-400		N	G	T	RFA-4005-200
RFN-1028-PL	51	FEMALE CRIMP	PL	FOR BELDEN 89913 PLENUM		S	G	T	RFA-4005-200
RFN-1028-SI	51	FEMALE CRIMP	I	FOR BELDEN 9913 & TIMES LMR-400		S	G	T	RFA-4005-200
RFN-1029-SP	48	FEMALE CRIMP	P	FOR PROFLEX		S	G	T	RFA-4009-203
RFN-1029-SX	48	FEMALE CRIMP	X	FOR RG-8/X & TIMES LMR-240		S	G	T	RFA-4009-203
RFN-1041-1	52	MALE PANEL MOUNT		4 HOLE FLANGE, SOLDERCUP		S	G	T	
RFN-1054-AV	53	RIGHT ANGLE ADAPTER		N MALE TO N MALE		N	G	T	
RFS-2030	54	N FEMALE BULKHEAD VERTICAL PCB MOUNT		DOUBLE D FLAT, 1.645" THREADS		N	S	T	