

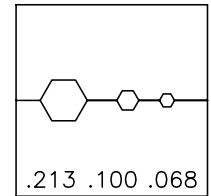
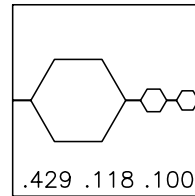
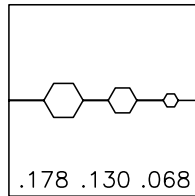
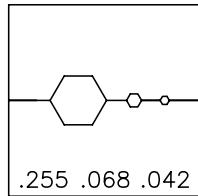
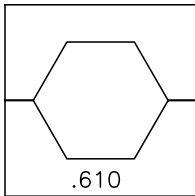
ASSEMBLY & MOUNTING GUIDE

See mounting diagrams in Mounting Configuration section, pages 146-148

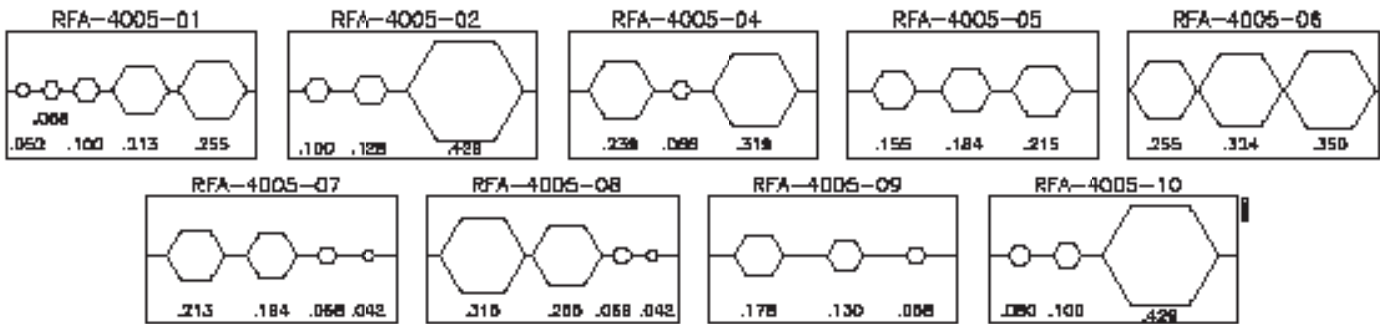
Dies for Professional Grade Crimper (RFA-4009-20)



RFA-4009-01 RFA-4009-03 RFA-4009-04 RFA-4009-05 RFA-4009-06



Dies for Commercial Grade Crimper (RFA-4005-20)

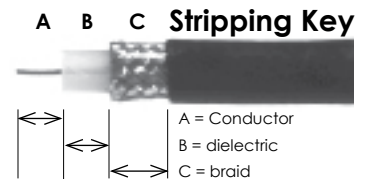


part #	strip A	STRIP B	STRIP C	HEX 1	HEX 2	HEX 3	recommended crimp tool	notes	configuration
PT-4010-030	.16 [4.06]	.07 [1.78]	.325 [8.26]	0.068	0.213		RFA-4009-206		
PT-4010-062									5
RCA-1902	.79 [20.07]	.110 [2.79]	.20 [5.0] Parallel Slit	Solder	0.255		RFA-4009-203		
RCA-1903	.100 [2.54]	.200 [5.08]	.400 [10.16]	Solder	PLIERS				
RCA-1904-01-D	.197 [5.0]	.236 [5.99]	.236 [5.99]				RFA-4004-20	2-Step Strip, Dielectric & Braid Same Cut	
RCA-1904-02-D	.197 [5.0]	.236 [5.99]	.236 [5.99]				RFA-4004-20	2-Step Strip, Dielectric & Braid Same Cut	
RCA-1904-03-D	.197 [5.0]	.236 [5.99]	.236 [5.99]				RFA-4004-20	2-Step Strip, Dielectric & Braid Same Cut	
RDM-6310-B	.050 [1.27]	.07 [1.79]	.225 [5.70]	Solder	0.13		RFA-4009-204		
RF123-7000-B	.079 [2.00]	.079 [2.00]	.205 [5.2]	Solder	0.13		RFA-4009-204		
RF123-7000-B1	.079 [2.00]	.079 [2.00]	.205 [5.2]	Solder	0.13		RFA-4009-204		
RF123-7000-B-03	.079 [2.00]	.079 [2.00]	.205 [5.2]	Solder	0.13		RFA-4009-204		
RF123-7001-B	.098 [2.50]	.063 [1.60]	.205 [5.20]	Solder	0.13		RFA-4009-204		
RF123-7002-B	.098 [2.50]	.067 [1.70]	.205 [5.20]	Solder	0.13		RFA-4005-209		
RF123-7050-1B	.079 [2.00]	.075 [1.91]	.204 [5.19]	Solder	0.13		RFA-4009-204		
RF123-7050-1B1	.079 [2.00]	.075 [1.91]	.204 [5.19]	Solder	0.13		RFA-4009-204		
RF123-7052-1B	.079 [2.00]	.075 [1.91]	.205 [5.20]	Solder	0.13		RFA-4009-204		1
RF123-7300-1									24
RF123-7350-1									24
RF29M-SR1	.085 [2.16]								

ASSEMBLY & MOUNTING GUIDE — continued

See mounting diagrams in Mounting Configuration section, pages 146-148

Use this as a quick reference. Design changes may slightly alter stripping instructions.
Contact us for drawings and complete assembly instructions.

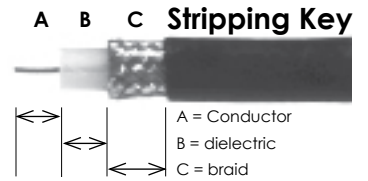


part #	strip A	STRIP B	STRIP C	HEX 1	HEX 2	HEX 3	recommended crimp tool	notes	config-uration
RFB-1100-2	.118 [3.00]	.039 [1.00]	.157 [4.00]	0.068			RFA-4009-204		
RFB-1100-2ST	.118 [3.00]	.039 [1.00]	.157 [4.00]	0.068			RFA-4009-204		
RFB-1100-B	.157 [4.00]	.236 [6.00]	.236 [6.00]	0.068			RFA-4009-204	2-Step Strip, Dielectric & Braid Same Cut	
RFB-1100-C2ST	.118 [3.00]	.04 [1.02]	.157 [4.00]	0.068			RFA-4009-204		
RFB-1101-1EN	.150 [3.81]	.090 [2.29]	.240 [6.10]	0.1			RFA-4009-206	Peel back Braid to cut Dielectric	
RFB-1101-1P	.135 [3.43]	.180 [4.50]	.180 [4.50]	Solder				2-Step Strip, Dielectric & Braid Same Cut	
RFB-1101-1SI	.157 [4.00]	.094 [2.40]	.252 [6.40]	0.128			RFA-4005-200	Peel back Braid to cut Dielectric	
RFB-1101-1X	.135 [3.43]	.180 [4.50]	.180 [4.50]	Solder				2-Step Strip, Dielectric & Braid Same Cut	
RFB-1101-PL	.150 [3.81]	.140 [3.56]	.290 [7.37]	0.128			RFA-4005-200	Peel back Braid to cut Dielectric	
RFB-1102-T	.277 [7.04]	.063 [1.60]	.215 [5.46]	Solder				Jacket sliced two places rather than stripped.	
RFB-1104	.563 [14.30]	.252 [6.40]	.252 [6.40]						
RFB-1106-2	.157 [4.00]	.146 [3.70]	.327 [8.30]	0.068	0.213		RFA-4009-206		
RFB-1106-2ST	.157 [4.00]	.146 [3.70]	.327 [8.30]	0.068	0.213		RFA-4009-206		
RFB-1106-2T	.157 [4.00]	.146 [3.70]	.327 [8.30]	0.068	0.213		RFA-4009-206		
RFB-1106-2TC1	.157 [4.00]	.146 [3.70]	.327 [8.30]	0.068	0.213		RFA-4009-206		
RFB-1106-5	.118 [3.00]	.205 [5.20]	.331 [8.40]	0.13	0.178		RFA-4009-204		
RFB-1106-5B1	.118 [3.00]	.205 [5.20]	.331 [8.40]	0.13	0.178		RFA-4009-204		
RFB-1106-6	.100 [2.54]	.120 [3.05]	.205 [5.20]	0.13	0.178		RFA-4009-204		
RFB-1106-9	.125 [3.18]	.090 [2.29]	.310 [7.87]	0.068	0.213		RFA-4009-206		
RFB-1106-B-ST	.118 [3.00]	.205 [5.20]	.331 [8.40]	0.13	0.178		RFA-4009-204		
RFB-1106-B1	.100 [2.54]	.120 [3.05]	.205 [5.20]	0.13	0.178		RFA-4009-204		
RFB-1106-C-03	.157 [4.00]	.146 [3.70]	.327 [8.30]	0.068	0.213		RFA-4009-206		
RFB-1106-C1	.157 [4.00]	.146 [3.70]	.327 [8.30]	0.068	0.213		RFA-4009-206		
RFB-1106-C1ST	.157 [4.00]	.146 [3.70]	.327 [8.30]	0.068	0.213		RFA-4009-206		
RFB-1106-C2	.160 [4.06]	.145 [3.68]	.325 [8.25]	0.068	0.213		RFA-4009-206		
RFB-1106-C2ST	.157 [4.00]	.150 [3.81]	.327 [8.30]	0.068	0.213		RFA-4009-206		
RFB-1106-C2T	.157 [4.00]	.150 [3.81]	.327 [8.30]	0.068	0.213		RFA-4009-206		
RFB-1106-I	.150 [3.81]	.343 [8.70]	.343 [8.70]	0.128	0.429		RFA-4005-300	2-Step Strip, Dielectric & Braid Same Cut	
RFB-1107-1P	.160 [4.06]	.150 [3.81]	.310 [7.87]	0.068	0.255		RFA-4009-203		
RFB-1107-1X	.160 [4.06]	.145 [3.68]	.325 [8.25]	0.068	0.255		RFA-4009-203		
RFB-1107-7	.157 [4.00]	.146 [3.70]	.327 [8.30]	0.068	0.213		RFA-4009-206		
RFB-1110-1	.157 [4.00]	.193 [4.90]	.327 [8.30]	0.068	0.213		RFA-4009-206		
RFB-1110-B	.161 [4.10]	.220 [5.60]	.268[6.80]	Solder	0.178		RFA-4009-204		
RFB-1110-C-04	.256 [6.50]	.197 [5.00]	.059 [1.50]	Solder				Jacket sliced two places after being stripped.	
RFB-1110-C1	.155 [3.94]	.195 [4.95]	.325 [8.25]	0.068	0.213		RFA-4009-206		
RFB-1110-C1ST	.157 [4.00]	.155 [3.94]	.327 [8.30]	0.068	0.213		RFA-4009-206		
RFB-1110-C2	.157 [4.00]	.193 [4.90]	.327 [8.30]	0.068	0.213		RFA-4009-206		
RFB-1111								.505" Dia. Mtg. Hole w/ D-Flat; 2 Holes .4 O/C	35, 42
RFB-1112-1B								.505" Dia. Mtg. Hole w/ D-Flat; 2 Holes .4 O/C	35, 44
RFB-1112-1B-03								.505" Dia. Mtg. Hole w/ D-Flat; 2 Holes .4 O/C	35, 44
RFB-1112-1W								.505" Dia. Mtg. Hole w/ D-Flat; 2 Holes .4 O/C	35, 43
RFB-1112-B								.505" Dia. Mtg. Hole w/ D-Flat; 2 Holes .4 O/C	35, 42
RFB-1112-B-03								.505" Dia. Mtg. Hole w/ D-Flat; 2 Holes .4 O/C	35, 42
RFB-1112-W								.510" Dia. Mtg. Hole w/ D-Flat; 2 Holes .4 O/C	35, 42
RFB-1112-W-03								.505" Dia. Mtg. Hole w/ D-Flat; 2 Holes .4 O/C	35, 42
RFB-1113-1B								.505" Dia. Mtg. Hole w/ D-Flat; 2 Holes .4 O/C	35, 43
RFB-1113-1B-03								.505" Dia. Mtg. Hole w/ D-Flat; 2 Holes .4 O/C	35, 43
RFB-1113-1W								.505" Dia. Mtg. Hole w/ D-Flat; 2 Holes .4 O/C	35, 43

ASSEMBLY & MOUNTING GUIDE — continued

See mounting diagrams in Mounting Configuration section, pages 146-148

Use this as a quick reference. Design changes may slightly alter stripping instructions.
Contact us for drawings and complete assembly instructions.

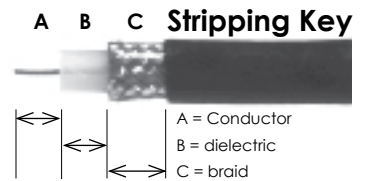


part #	strip A	STRIP B	STRIP C	HEX 1	HEX 2	HEX 3	recommended crimp tool	notes	config-uration
RFB-1113-1W-03								.505" Dia. Mtg. Hole w/ D-Flat; 2 Holes .4 O/C	35, 43
RFB-1113-B								.505" Dia. Mtg. Hole w/ D-Flat; 2 Holes .4 O/C	35, 42
RFB-1113-B-04								.510" Dia. Mtg. Hole w/ D-Flat; 2 Holes .4 O/C	35, 42
RFB-1113-W								.510" Dia. Mtg. Hole w/ D-Flat; 2 Holes .4 O/C	35, 42
RFB-1113-W-03								.505" Dia. Mtg. Hole w/ D-Flat; 2 Holes .4 O/C	35, 42
RFB-1115								4 Holes, .500" O/C	16
RFB-1115-14								4 Holes, .720" O/C	38
RFB-1115-21								4 Holes, .500" O/C	56
RFB-1115-3									45
RFB-1115-4								4 Holes, .250" O/C	25
RFB-1115-6								4 Holes, .260" O/C	30
RFB-1115-S								4 Holes, .500" O/C	16
RFB-1116								.380" Dia. Mtg. Hole w/ D-Flat	4
RFB-1116-11								.382" Dia. Mtg. Hole w/ D-Flat	4
RFB-1116-3								.380" Dia. Mtg. Hole w/ D-Flat	4
RFB-1116-B-03	.110 [2.79]	.130 [3.30]	.275 [6.99]	0.068	0.184		RFA-4005-100 & RFA-4005-05	.382" Dia. Mtg. Hole w/ D-Flat	4
RFB-1116-I								.380" Dia. Mtg. Hole w/ D-Flat	4
RFB-1116-I-03								.380" Dia. Mtg. Hole w/ D-Flat	35
RFB-1116-NG								.380" Dia. Mtg. Hole w/ D-Flat	4
RFB-1116-NG-03								.380" Dia. Mtg. Hole w/ D-Flat	4
RFB-1116-SG								.380" Dia. Mtg. Hole w/ D-Flat	4
RFB-1117	.140 [3.56]	.195 [4.95]	.325 [8.26]	0.068	0.213		RFA-4009-206	.510" Dia. Mtg. Hole w/ D-Flat	35
RFB-1117-B1-T	.150 [3.81]	.195 [4.95]	.315[8.00]	0.068	0.178		RFA-4009-204	Jacket sliced .08" two places after being stripped.	35
RFB-1117-BT	.150 [3.81]	.195 [4.95]	.315[8.00]	0.068	0.178		RFA-4009-204	Jacket sliced .08" two places after being stripped.	35
RFB-1117-BT-03	.157 [4.00]	.323 [8.20]	.268 [6.81]	0.068	0.178		RFA-4009-204	.512" Dia. Mtg. Hole w/ D-Flat	35
RFB-1117-BT-04									35
RFB-1117-C1	.140 [3.56]	.195 [4.95]	.325 [8.26]	0.068	0.213		RFA-4009-206	.510" Dia. Mtg. Hole w/ D-Flat	35
RFB-1117-C1T	.140 [3.56]	.195 [4.95]	.325 [8.26]	0.068	0.213		RFA-4009-206	.510" Dia. Mtg. Hole w/ D-Flat	35
RFB-1117-C2	.140 [3.56]	.195 [4.95]	.325 [8.26]	0.068	0.213		RFA-4009-206	.510" Dia. Mtg. Hole w/ D-Flat	35
RFB-1121	.563 [14.30]	.252 [6.40]	.252 [6.40]					2-Step Strip, Dielectric & Braid Same Cut	
RFB-1123-1	.140 [3.56]	.063 [1.6]	.331 [8.40]	0.068	0.213		RFA-4009-206		
RFB-1123-1-SS	.140 [3.56]	.063 [1.6]	.331 [8.40]	0.068	0.213		RFA-4009-206		
RFB-1123-C1	.140 [3.56]	.063 [1.6]	.331 [8.40]	0.068	0.213		RFA-4009-206		
RFB-1123-C2	.140 [3.56]	.070 [1.78]	.325 [8.26]	0.068	0.213		RFA-4009-206		
RFB-1124-1P	.150 [3.81]	.166 [4.22]	.329 [8.35]	0.068	0.255		RFA-4009-203		
RFB-1124-1X	.160 [4.06]	.145 [3.68]	.325 [8.26]	0.068	0.255		RFA-4009-203		
RFB-1154								.382" Dia. Mtg. Hole w/ D-Flat	4
RFB-1160	.173 [4.40]	.173 [4.39]	.323 [8.20]	0.068	0.213		RFA-4009-206		
RFB-1701-D	.138 [3.50]	.177 [4.50]	.177 [4.50]	Solder				2-Step Strip, Dielectric & Braid Same Cut	
RFB-1704-D	.197 [5.00]	.236 [5.99]	.236 [5.99]				RFA-4004-01	2-Step Strip, Dielectric & Braid Same Cut	
RFB-1704-Q	.197 [5.00]	.236 [5.99]	.236 [5.99]				RFA-4004-01	2-Step Strip, Dielectric & Braid Same Cut	
RFB-1705	.563 [14.30]	.252 [6.40]	.252 [6.40]					2-Step Strip, Dielectric & Braid Same Cut	
RFB-1706-9	.150 [3.81]	.125 [3.18]	.325 [8.26]	0.068	0.255		RFA-4009-203		
RFB-1707-2	.157 [4.00]	.146 [3.70]	.327 [8.30]	0.068	0.255		RFA-4009-203		
RFB-1707-D	.157 [4.00]	.146 [3.70]	.327 [8.30]	0.068	0.255		RFA-4009-203		
RFB-1707-D2	.157 [4.00]	.146 [3.70]	.327 [8.30]	0.068	0.255		RFA-4009-203		
RFB-1707-D3	.157 [4.00]	.146 [3.70]	.327 [8.30]	0.068	0.255		RFA-4009-203		
RFB-1707-G	.157 [4.00]	.146 [3.70]	.327 [8.30]	0.068	0.324		RFA-4005-308		

ASSEMBLY & MOUNTING GUIDE — continued

See mounting diagrams in Mounting Configuration section, pages 146-148

Use this as a quick reference. Design changes may slightly alter stripping instructions.
Contact us for drawings and complete assembly instructions.

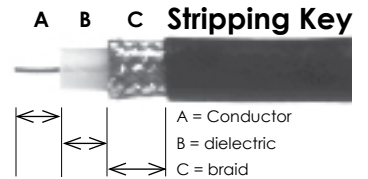


part #	strip A	STRIP B	STRIP C	HEX 1	HEX 2	HEX 3	recommended crimp tool	notes	config-uration
RFB-1707-J	.157 [4.00]	.146 [3.70]	.327 [8.30]	0.042	0.184		RFA-4005-307		
RFB-1707-K	.157 [4.00]	.146 [3.70]	.327 [8.30]	0.042	0.184		RFA-4005-307		
RFB-1707-Q	.157 [4.00]	.146 [3.70]	.327 [8.30]	0.068	0.324		RFA-4005-308		
RFB-1707-Q1	.157 [4.00]	.146 [3.70]	.327 [8.30]	0.068	0.324		RFA-4005-308		
RFB-1707-R	.157 [4.00]	.146 [3.70]	.327 [8.30]	Solder	0.429		RFA-4009-205		
RFB-1707-R1	.157 [4.00]	.146 [3.70]	.327 [8.30]	Solder	0.429		RFA-4009-205		
RFB-1707-S	.157 [4.00]	.150 [3.81]	.256 [6.49]	0.042	0.178		RFA-4005-307		
RFB-1708	.157 [4.00]	.136 [3.45]	.331 [8.4]	0.068	0.324		RFA-4005-308		
RFB-1708-1T	.138 [3.50]	.197 [5.00]	.295 [7.49]	Solder	0.315		RFA-4005-308		
RFB-1709-D	.256 [6.50]	.197 [5.00]	.059 [1.50]	Solder				Slit jacket .157" two places after stripping.	
RFB-1710-D	.157 [4.00]	.193 [4.90]	.327 [8.30]	0.068	0.255		RFA-4009-203		
RFB-1710-K	.142 [3.60]	.315 [8.00]	.327 [8.30]	Solder	0.184		RFA-4005-305		
RFB-1710-Q	.161 [4.10]	.220 [5.60]	.327 [8.30]	Solder	0.324		RFA-4005-308		
RFB-1710-S	.161 [4.10]	.220 [5.60]	.268 [6.80]	Solder	0.178		RFA-4005-307		
RFB-1710-S1	.161 [4.10]	.220 [5.60]	.268 [6.80]	Solder	0.178		RFA-4005-307		
RFB-1712-W								.500" Dia. Mtg. Hole w/ D-Flat	35, 42
RFB-1715-6								4 Mtg. Holes .260" O/C	30
RFB-1715-11								4 Mtg. Holes .400" O/C	32
RFB-1716								.380" Dia. Mtg. Hole w/ D-Flat	4
RFB-1716-1								.380" Dia. Mtg. Hole w/ D-Flat	4
RFB-1717	.197 [5.00]	.165 [4.20]	.327 [8.30]	0.068	0.255		RFA-4009-203	.512" Dia. Mtg. Hole w/ D-Flat	35
RFB-1717-Q	.157 [4.00]	.205 [5.20]	.327 [8.30]	0.068	0.255		RFA-4009-203		35
RFB-1717-S	.157 [4.00]	.205 [5.20]	.331 [8.40]	0.068	0.178		RFA-4009-204	.512" Dia. Mtg. Hole w/ D-Flat	35
RFB-1720	.138 [3.50]	.157 [4.00]	.157 [4.00]	Solder				2-Step Strip, Dielectric & Braid Same Cut	
RFB-1722	.563 [14.30]	.252 [6.40]	.252 [6.40]					2-Step Strip, Dielectric & Braid Same Cut	
RFB-1724	.157 [4.00]	.146 [3.70]	.327 [8.30]	0.068	0.255		RFA-4009-203		
RFB-1724-K	.157 [4.00]	.146 [3.70]	.327 [8.30]	0.042	0.178		RFA-4005-307		
RFB-1724-Q	.157 [4.00]	.146 [3.70]	.327 [8.30]	0.0698	0.324		RFA-4005-308		
RFB-1724-S	.157 [4.00]	.146 [3.70]	.331 [8.40]	0.068	0.178		RFA-4009-204		
RFB-1724-S1	.157 [4.00]	.146 [3.70]	.331 [8.40]	0.068	0.178		RFA-4009-204		
RFB-1760	.150 [3.81]	.015 [3.81]	.325 [8.25]	0.068	0.255		RFA-4009-203		
RFD-1604-2I	.197 [5.00]	.197 [5.00]	.327 [8.30]		0.429		RFA-4009-205		
RFD-1604-2L2	.197 [5.00]	.205 [5.20]	.390 [9.90]		0.61		RFA-4009-201		
RFD-1605-2-C	.325 [8.26]	.57 [14.48]	.325 [8.25]	Solder	0.213		RFA-4009-206	Straight	
	.175 [4.45]	.54 [13.72]	.325 [8.26]	Solder	0.213		RFA-4009-206	Right-Angle	
RFD-1605-2-C1	.240 [6.10]	.413 [10.50]	.327 [8.30]	Solder	0.213		RFA-4009-206		
RFD-1605-2-E	.325 [8.26]	.57 [14.48]	.325 [8.25]	Solder	0.429		RFA-4009-205	Straight	
	.175 [4.45]	.54 [13.72]	.325 [8.26]	Solder	0.429		RFA-4009-205	Right-Angle	
RFD-1605-2-L2	.374 [9.50]	.413 [10.5]	.406 [10.30]	SOLDER	0.6			2-Step Strip, Dielectric & Braid Same Cut	
RFD-1605-2-X	.175 [4.45]	.54 [13.72]	.325 [8.26]	Solder	0.255		RFA-4009-203	Right-Angle	
	.325 [8.26]	.57 [14.48]	.325 [8.25]	Solder	0.255		RFA-4009-203	Straight	
RFD-1625-2-E	.32 [8.13]	.445 [11.30]	.285 [7.24]	Solder			RFA-4009-205	Straight	
	.175 [4.45]	.41 [10.41]	.285 [7.24]	Solder			RFA-4009-205	Right-Angle	
RFD-1630-2-C	.325 [8.26]	.57 [14.48]	.325 [8.25]	Solder	0.213		RFA-4009-206	Straight	
	.175 [4.45]	.54 [13.72]	.325 [8.26]	Solder	0.213		RFA-4009-206	Right-Angle	
RFD-1630-2-C1	.325 [8.26]	.57 [14.48]	.325 [8.25]	Solder	0.213		RFA-4009-206	Straight	
	.175 [4.45]	.54 [13.72]	.325 [8.26]	Solder	0.213		RFA-4009-206	Right-Angle	
RFD-1630-2-E	.325 [8.26]	.57 [14.48]	.325 [8.25]	Solder	0.429		RFA-4009-205	Straight	

ASSEMBLY & MOUNTING GUIDE — continued

See mounting diagrams in Mounting Configuration section, pages 146-148

Use this as a quick reference. Design changes may slightly alter stripping instructions.
Contact us for drawings and complete assembly instructions.

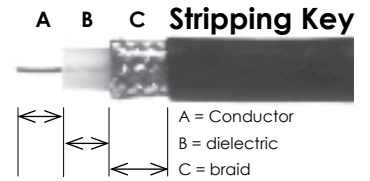


part #	strip A	STRIP B	STRIP C	HEX 1	HEX 2	HEX 3	recommended crimp tool	notes	configuration
	.175 [4.45]	.54 [13.72]	.325 [8.26]	Solder	0.429		RFA-4009-205	Right-Angle	
RFD-1630-2-X	.175 [4.45]	.54 [13.72]	.325 [8.26]	Solder	0.255		RFA-4009-203	Right-Angle	
	.325 [8.26]	.57 [14.48]	.325 [8.25]	Solder	0.255		RFA-4009-203	Straight	
RFD-1631-2L2	.197 [5.00]	.205 [5.20]	.390 [9.90]		0.61		RFA-4009-201		
RFD-1640-2								4 .145" Dia. Holes, .975" O/C	55
RFD-1643-HS									54
RFD-1644-2SR1	.180 [4.57]							4 .145" Dia. Holes, .975" O/C	55
RFD-1644-2SR2	.180 [4.57]							4 .145" Dia. Holes, .975" O/C	55
RFD-1644-2SR3	.180 [4.57]							4 .145" Dia. Holes, .975" O/C	55
RFE-6000-B	.091 [2.30]	.118 [3.00]	.236 [6.00]	0.042	0.13		RFA-4009-204		
RFE-6000-C	.118 [3.00]	.158 [4.01]	.295 [7.50]	Solder	0.213		RFA-4009-206		
RFE-6050-C	.138 [3.50]	.177 [4.50]	.315 [8.00]	0.068	0.213		RFA-4009-206		
RFE-6050-C1	.138 [3.50]	.177 [4.50]	.315 [8.00]	0.068	0.213		RFA-4009-206		
RFE-6050-C2	.138 [3.50]	.177 [4.50]	.315 [8.00]	0.068	0.213		RFA-4009-206		
RFE-6050-X	.157 [4.00]	.252 [6.40]	.327 [8.30]	0.068	0.255		RFA-4009-203		
RFF-1402-08	.390 [9.90]	.252 [6.40]	.252 [6.40]				RFA-4005-306	2-Step Strip, Dielectric & Braid Same Cut	
RFF-1402-D	.230 [5.84]	.280 [7.11]	.280 [7.11]		20		RFA-4005-306	2-Step Strip, Dielectric & Braid Same Cut	
RFF-1442								.380 Dia. Blkhd. Mtg. Hole w/ D-Flat; 4 Holes .320 O/C	4, 33
RFF-1442-03								.380 Dia. Blkhd. Mtg. Hole w/ D-Flat; 4 Holes .320 O/C	4,33
RFF-1442-1								.380 Dia. Blkhd. Mtg. Hole w/ D-Flat; 4 Holes .320 O/C	4, 33
RFF-1444								.380 Dia. Blkhd. Mtg. Hole w/ Dbl. D-Flat	5
RFF-1450-03								4 Holes .320 O/C	13
RFN-1000-1S	.150 [3.80]	.142 [3.60]	.142 [3.60]	0.068			RFA-4009-206	2-Step Strip, Dielectric & Braid Same Cut	
RFN-1000-C2	.155 [3.94]	.120 [3.05]	.120 [3.05]	0.068			RFA-4009-206	2-Step Strip, Dielectric & Braid Same Cut	
RFN-1000-C2S	.155 [3.94]	.120 [3.05]	.120 [3.05]	0.068			RFA-4009-206	2-Step Strip, Dielectric & Braid Same Cut	
RFN-1000-N	.150 [3.80]	.142 [3.60]	.142 [3.60]	0.068			RFA-4009-206	2-Step Strip, Dielectric & Braid Same Cut	
RFN-1001-S	.441 [11.20]	.02 [.51]	.287 [7.30]	Solder					
RFN-1002-1N	.177 [4.50]	.138 [3.50]	.295 [7.50]	0.1			RFA-4009-206	Peel back Braid to cut Dielectric	
RFN-1002-1S	.155 [3.94]	.115 [2.92]	.270 [6.86]	0.1			RFA-4009-206	Peel back Braid to cut Dielectric	
RFN-1002-1SI	.177 [4.50]	.124 [3.16]	.302 [7.66]	0.128			RFA-4005-200	Peel back Braid to cut Dielectric	
RFN-1002-2L2	.177 [4.50]	.063 [1.60]	.197 [5.00]	Solder				Peel back Braid to cut Dielectric	
RFN-1002-PL	.177 [4.50]	.138 [3.50]	.295 [7.50]	0.118			RFA-4009-205	Peel back Braid to cut Dielectric	
RFN-1004-1SP	.150 [3.81]	.140 [3.56]	.140 [3.56]	0.068			RFA-4009-206	2-Step Strip, Dielectric & Braid Same Cut	
RFN-1004-1SX	.150 [3.81]	.138 [3.50]	.287 [7.30]	0.068			RFA-4009-206	Peel back Braid to cut Dielectric	
RFN-1005-1SR1	.138 [3.51]							1-Step Strip	
RFN-1005-1SR2	.138 [3.51]							1-Step Strip	
RFN-1005-2N	.157 [4.00]	.110 [2.80]	.327 [8.30]	0.1	0.213		RFA-4009-206		
RFN-1005-3C	.157 [4.00]	.110 [2.80]	.327 [8.30]	0.1	0.213		RFA-4009-206		
RFN-1005-3C1	.157 [4.00]	.110 [2.80]	.327 [8.30]	0.1	0.213		RFA-4009-206		
RFN-1005-5	.16 [4.06]	.125 [3.18]	.325 [8.25]	0.1	0.213		RFA-4009-206		
RFN-1005-7	.157 [4.00]	.146 [3.70]	.327 [8.30]	0.1	0.213		RFA-4009-206		
RFN-1005-B-03	.209 [5.30]	.248 [6.30]	.276 [7.00]	0.1	0.13		RFA-4005-200		
RFN-1005-B1-03	.209 [5.30]	.248 [6.30]	.276 [7.00]	0.1	0.13		RFA-4005-200		
RFN-1005-C1	.150 [3.81]	.085 [2.16]	.325 [8.25]	0.1	0.213		RFA-4009-206		
RFN-1005-C2	.157 [4.00]	.146 [3.70]	.327 [8.30]	0.1	0.213		RFA-4009-206		
RFN-1005-C2S	.150 [3.81]	.09 [2.29]	.323 [8.20]	0.1	0.213		RFA-4009-206		
RFN-1006-2L2	.256 [6.50]	.122 [3.10]	.390 [9.90]	0.184	0.61		RFA-4009-201		
RFN-1006-3E	.135 [3.43]	.08 [2.03]	.325 [8.25]	0.1	0.429		RFA-4009-205		
RFN-1006-3F	.135 [3.43]	.08 [2.03]	.325 [8.25]	0.1	0.429		RFA-4009-205		

ASSEMBLY & MOUNTING GUIDE — continued

See mounting diagrams in Mounting Configuration section, pages 146-148

Use this as a quick reference. Design changes may slightly alter stripping instructions.
Contact us for drawings and complete assembly instructions.

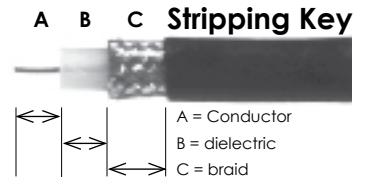


part #	strip A	STRIP B	STRIP C	HEX 1	HEX 2	HEX 3	recommended crimp tool	notes	config-uration
RFN-1006-3I	.177 [4.50]	.085 [2.17]	.374 [9.50]	0.128	0.429		RFA-4005-200		
RFN-1006-8I	.197 [5.00]	.205 [5.20]	.327 [8.30]		0.429		RFA-4009-205		
RFN-1006-8X	.190 [4.82]	.180 [4.57]	.300 [7.61]		0.255		RFA-4009-203		
RFN-1006-9I	.197 [5.00]	.205 [5.20]	.327 [8.30]		0.429		RFA-4009-205		
RFN-1006-9L2	.187 [4.75]	.250 [6.35]	.550 [14.0]		.610		rfa-4009-201		
RFN-1006-9X	.190 [4.82]	.180 [4.57]	.300 [7.61]		0.255		RFA-4009-203		
RFN-1006-I	.130 [3.30]	.085 [2.17]	.325 [8.25]	0.128	0.429		RFA-4005-200		
RFN-1006-I-15	.177 [4.50]	.085 [2.17]	.374 [9.50]	0.128	0.429		RFA-4005-200		
RFN-1006-I-WB	.150 [3.81]	.170 [4.32]	.375 [9.50]	.118	.429		RFA-4005-205		
RFN-1006-L6	.157 [4.00]	.146 [3.70]	.327 [8.30]	0.1	0.324		RFA-4005-308		
RFN-1006-PL	.17 [4.32]	.06 [1.4]	.325 [8.25]	0.128	0.429		RFA-4005-200		
RFN-1007-2SP	.150 [3.80]	.082 [2.08]	.323 [8.20]	0.068	0.255		RFA-4009-203		
RFN-1007-2SX	.150 [3.80]	.082 [2.08]	.323 [8.20]	0.068	0.255		RFA-4009-203		
RFN-1007-X	.150 [3.80]	.082 [2.08]	.323 [8.20]	0.1	0.255		RFA-4005-400		
RFN-1009-3E	.125 [3.18]	.175 [4.45]	.325 [8.25]	Solder	0.429		RFA-4009-205		
RFN-1009-3I	.140 [3.56]	.145 [3.68]	.325 [8.25]	Solder	0.429		RFA-4009-205		
RFN-1009-B-03	.157 [4.00]	.315 [8.00]	.327 [8.30]	Solder	0.178		RFA-4009-204		
RFN-1009-C	.150 [3.80]	.141 [3.58]	.323 [8.20]	0.1	0.213		RFA-4009-206		
RFN-1009-C-03	.06 [1.52]	.355 [9.02]	.325 [8.25]		0.213		RFA-4009-206		
RFN-1009-C1	.140 [3.56]	.145 [3.68]	.325 [8.25]	0.1	0.213		RFA-4009-206		
RFN-1009-C1-03	.06 [1.52]	.355 [9.02]	.325 [8.25]		0.213		RFA-4009-206		
RFN-1009-C2	.140 [3.56]	.145 [3.68]	.325 [8.25]	0.1	0.213		RFA-4009-206		
RFN-1009-I	.232 [5.90]	.263 [6.68]	.327 [8.30]		0.429		RFA-4009-205		
RFN-1009-I-99	.157 [4.00]	.106 [2.70]	.346 [8.80]	0.128	0.429		RFA-4005-300		
RFN-1009-PL	.149 [3.78]	.140 [3.56]	.325 [8.25]	Solder	0.429		RFA-4009-205		
RFN-1009-X-04	.150 [3.80]	.315 [8.00]	.327 [8.30]		0.255		RFA-4009-203		
RFN-1020-1									19
RFN-1021									20
RFN-1021-03									20
RFN-1021-1									20
RFN-1021-11									20
RFN-1021-14									20
RFN-1021-2									20
RFN-1021-2SR2	.138 [3.50]			0.1			RFA-4009-206		20
RFN-1021-4								4 Holes, .500" O/C	15
RFN-1021-5								4 Holes, .500" O/C	15
RFN-1021-6	.150 [3.80]	.138 [3.50]	.138 [3.50]	0.068			RFA-4009-206	4 Holes, .720" O/C, 2-Step Strip, Dielectric & Braid Same Cut	20
RFN-1021-SR3									20
RFN-1022								.630" Dia. Mounting Hole, No D-Flats	53
RFN-1022-1								.641" Dia. Mounting Hole, Dbl D-Flats	18
RFN-1022-2SR2	.161 [4.10]			0.1			RFA-4009-206	.634" Dia. Mounting Hole, Dbl D-Flats	18
RFN-1022-3								.641" Dia. Mounting Hole, Dbl D-Flats	18
RFN-1022-3-03								.641" Dia. Mounting Hole, Dbl D-Flats	18
RFN-1022-5								.380" Dia. Mounting Hole, D-Flat	4
RFN-1022-5-03									4
RFN-1022-8	.098 [2.50]	.122 [3.10]	.205 [5.20]	Solder	0.13		RFA-4009-204		18
RFN-1022-8-B1	.098 [2.50]	.122 [3.10]	.205 [5.20]	Solder	0.13		RFA-4009-204		18
RFN-1022-8-C	.177 [4.50]	.307 [7.80]	.327 [8.30]	0.1	0.213		RFA-4009-206		18

ASSEMBLY & MOUNTING GUIDE — continued

See mounting diagrams in Mounting Configuration section, pages 146-148

Use this as a quick reference. Design changes may slightly alter stripping instructions.
Contact us for drawings and complete assembly instructions.

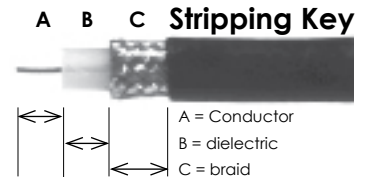


part #	strip A	STRIP B	STRIP C	HEX 1	HEX 2	HEX 3	recommended crimp tool	notes	config-uration
RFN-1022-8-C1	.177 [4.50]	.307 [7.80]	.327 [8.30]	0.1	0.213		RFA-4009-206		18
RFN-1022-8-C2	.177 [4.50]	.307 [7.80]	.327 [8.30]	0.1	0.213		RFA-4009-206		18
RFN-1022-8-M	.177 [4.50]	.307 [7.80]	.327 [8.30]	0.1	0.213		RFA-4009-206		18
RFN-1022-SR1	.138 [3.50]			Solder					18
RFN-1022-SR2	.138 [3.50]			Solder					18
RFN-1022-SR3	.138 [3.50]			Solder					18
RFN-1022-X	.177 [4.50]	.307 [7.80]	.327 [8.30]	0.1	0.255		RFA-4005-400		18
RFN-1024-1	.177 [4.50]	.118 [3.00]	.295 [7.50]	Solder				Peel back Braid to cut Dielectric	
RFN-1024-1SI	.175 [4.45]	.140 [3.50]	.295 [7.49]	0.128			RFA-4005-302	Peel back Braid to cut Dielectric	
RFN-1024-PL	.175 [4.45]	.140 [3.50]	.295 [7.49]	0.128			RFA-4005-302	Peel back Braid to cut Dielectric	
RFN-1025-1	.177 [4.50]	.177 [4.50]	.177 [4.50]	Solder				2-Step Strip, Dielectric & Braid Same Cut	
RFN-1025-C2	.177 [4.50]	.177 [4.50]	.177 [4.50]	Solder				2-Step Strip, Dielectric & Braid Same Cut	
RFN-1026-1P	.155 [3.94]	.125 [3.18]	.125 [3.18]	0.068			RFA-4009-206	2-Step Strip, Dielectric & Braid Same Cut	
RFN-1026-1X	.167 [4.23]	.125 [3.17]	.125 [3.17]	0.068			RFA-4009-206	2-Step Strip, Dielectric & Braid Same Cut	
RFN-1027	.14 [3.56]	.085 [2.16]	.325 [8.25]	0.1	0.213		RFA-4009-206		
RFN-1027-B	.138 [3.50]	.319 [8.10]	.256 [6.50]	0.1	0.13		RFA-4005-200		
RFN-1027-C1	.14 [3.56]	.085 [2.16]	.325 [8.25]	0.1	0.213		RFA-4009-206		
RFN-1027-C2	.146 [3.70]	.092 [2.34]	.323 [8.20]	0.1	0.213		RFA-4009-206		
RFN-1027-N	.146 [3.70]	.092 [2.34]	.323 [8.20]	0.1	0.213		RFA-4009-206		
RFN-1027-sB	.138 [3.50]	.319 [8.10]	.256 [6.50]	0.1	0.13		RFA-4005-200		
RFN-1028	.20 [5.08]	.055 [1.40]	.325 [8.25]	0.1	0.429		RFA-4009-205		
RFN-1028-2L2	.197 [5.00]	.390 [9.90]	.390 [9.90]	0.184	0.61		RFA-4009-201	2-Step Strip, Dielectric & Braid Same Cut	
RFN-1028-F	.20 [5.08]	.055 [1.40]	.325 [8.25]	0.1	0.429		RFA-4009-205		
RFN-1028-I	.14 [3.56]	.065 [1.65]	.325 [8.25]	0.128	0.429		RFA-4005-200		
RFN-1028-PL	.14 [3.56]	.065 [1.65]	.325 [8.25]	0.128	0.429		RFA-4005-200		
RFN-1028-SI	.14 [3.56]	.065 [1.65]	.325 [8.25]	0.128	0.429		RFA-4005-200		
RFN-1029-SP	.150 [3.81]	.085 [2.16]	.325 [8.25]	0.068	0.255		RFA-4005-203		
RFN-1029-SX	.150 [3.81]	.085 [2.16]	.325 [8.25]	0.068	0.255		RFA-4005-203		
RFN-1041-1									20
RFS-2022	.155 [3.94]	.105 [2.67]	.300 [7.62]	.068	0.213		RFA-4009-206	compression	
RFS-2023	.080 [2.03]	.065 [1.65]	.300 [7.62]	.068	0.213		RFA-4009-206	compression	
RFS-2030								SEE Drawing	
RFS-2068									20
RFT-1200	.14 [3.56]	.07 [1.78]	.21 [5.33]	0.068			RFA-4009-206	Fold braid back before stripping contact and dielectric. Comb braid for clamp installation.	
RFT-1200-C2	.14 [3.56]	.07 [1.78]	.21 [5.33]	0.068			RFA-4009-206	Fold braid back before stripping contact and dielectric. Comb braid for clamp installation.	
RFT-1201-03	.14 [3.56]	.08 [2.03]	.22 [5.59]	Solder					
RFT-1201-1P	.150 [3.80]	.177 [4.50]	.177 [4.50]	0.068			RFA-4009-206	2-Step Strip, Dielectric & Braid Same Cut	
RFT-1201-1X	.150 [3.80]	.177 [4.50]	.177 [4.50]	0.068			RFA-4009-206	2-Step Strip, Dielectric & Braid Same Cut	
RFT-1201-SI	.150 [3.81]	.09 [2.29]	.240 [6.10]	0.128			RFA-4005-300	Fold braid back before stripping contact and dielectric. Comb braid for clamp installation.	
RFT-1202-2	.158 [4.01]	.145 [3.68]	.327 [8.3]	0.068	0.213		RFA-4009-206		
RFT-1202-2B	.16 [4.06]	.145 [3.68]	.325 [8.25]	0.068	0.213		RFA-4009-206		
RFT-1202-2T	.158 [4.01]	.147 [3.73]	.325 [8.26]	0.068	0.213		RFA-4009-206		
RFT-1202-2TC1	.16 [4.06]	.145 [3.68]	.325 [8.25]	0.068	0.213		RFA-4009-206		
RFT-1202-3	.178 [4.52]	.142 [3.6]	.323 [8.20]	0.068	0.13	0.178	RFA-4009-204		
RFT-1202-3B1	.178 [4.52]	.142 [3.6]	.323 [8.20]	0.068	0.13	0.178	RFA-4009-204		
RFT-1202-5	.17 [15.24]	.1 [2.54]	.330 [8.38]	0.068	0.213		RFA-4009-206		
RFT-1202-7	.16 [4.06]	.145 [3.68]	.325 [8.25]	0.068	0.213		RFA-4009-206		

ASSEMBLY & MOUNTING GUIDE — continued

See mounting diagrams in Mounting Configuration section, pages 146-148

Use this as a quick reference. Design changes may slightly alter stripping instructions.
Contact us for drawings and complete assembly instructions.

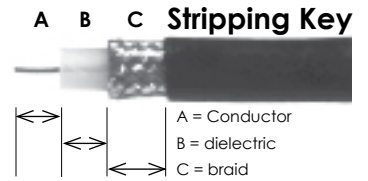


part #	strip A	STRIP B	STRIP C	HEX 1	HEX 2	HEX 3	recommended crimp tool	notes	config-uration
RFT-1202-7T	.16 [4.06]	.145 [3.68]	.325 [8.25]	0.068	0.213		RFA-4009-206		
RFT-1202-C1	.16 [4.06]	.145 [3.68]	.325 [8.25]	0.068	0.213		RFA-4009-206		
RFT-1202-C2	.157 [4.0]	.146 [3.7]	.327 [8.3]	0.068	0.213		RFA-4009-206		
RFT-1202-C2T	.16 [4.06]	.145 [3.68]	.325 [8.25]	0.068	0.213		RFA-4009-206		
RFT-1202-I	.157 [4.0]	.146 [3.7]	.327 [8.3]	0.118	0.429		RFA-4009-205		
RFT-1203-1P	.157 [4.0]	.146 [3.7]	.327 [8.3]	0.068	0.255		RFA-4009-203		
RFT-1203-1X	.157 [4.0]	.146 [3.7]	.327 [8.3]	0.068	0.255		RFA-4009-203		
RFT-1204	.313 [7.94]	.063 [1.60]	.213 [5.42]	0.068			RFA-4009-206	Jacket slit rather than stripped.	
RFT-1206	.563 [14.3]	.252 [6.40]	.252 [6.40]					2-Step Strip, Dielectric & Braid Same Cut	
RFT-1208									35, 42
RFT-1209-1B									35, 44
RFT-1209-B									35, 42
RFT-1209-W-05									35, 42
RFT-1210									16
RFT-1210-03									11
RFT-1210-15									16
RFT-1211-1									4
RFT-1211-1-03									4
RFT-1212	.130 [3.30]	.205 [5.20]	.327 [8.30]	0.068	0.213		RFA-4009-206		35
RFT-1212-B	.157 [4.00]	.205 [5.20]	.331 [8.40]	0.068	0.178		RFA-4009-204		35
RFT-1212-B1	.157 [4.00]	.205 [5.20]	.331 [8.40]	0.068	0.178		RFA-4009-204		35
RFT-1212-C1	.130 [3.30]	.205 [5.20]	.327 [8.30]	0.068	0.213		RFA-4009-206		35
RFT-1212-C2	.130 [3.30]	.205 [5.20]	.327 [8.30]	0.068	0.213		RFA-4009-206		35
RFT-1213-P	.177 [4.50]	.177 [4.50]	.331 [8.40]	0.068	0.255		RFA-4009-203		35
RFT-1213-X	.177 [4.50]	.177 [4.50]	.331 [8.40]	0.068	0.255		RFA-4009-203		35
RFT-1214-I	.157 [4.00]	.138 [3.50]	.295 [7.50]	0.118			RFA-4009-205		
RFT-1216-1	.140 [3.56]	.066 [1.69]	.327 [8.30]	0.068	0.213		RFA-4009-206		
RFT-1216-C1	.140 [3.56]	.066 [1.69]	.327 [8.30]	0.068	0.213		RFA-4009-206		
RFT-1216-C2	.140 [3.56]	.066 [1.69]	.327 [8.30]	0.068	0.213		RFA-4009-206		
RFT-1216-I	.158 [4.01]	.146 [3.71]	.327 [8.31]	0.118	0.429		RFA-4009-205		
RFT-1217-P	.140 [3.56]	.07 [1.72]	.340 [8.64]	0.068	0.255		RFA-4009-203		
RFT-1217-X	.140 [3.56]	.07 [1.72]	.340 [8.64]	0.068	0.255		RFA-4009-203		
RFT-1218	.157 [4.00]	.193 [4.90]	.327 [8.30]	0.068	0.213		RFA-4009-206		
RFT-1218-C1	.157 [4.00]	.195 [4.95]	.325 [8.25]	0.068	0.213		RFA-4009-206		
RFT-1218-C2	.157 [4.00]	.193 [4.90]	.327 [8.30]	0.068	0.213		RFA-4009-206		
RFT-1218-X	.244 [6.20]	.157 [4.00]	.327 [8.30]		0.255		RFA-4009-203		
RFT-1801	.118 [3.00]	.039 [1.00]	.157 [4.00]	0.068			RFA-4009-206		
RFT-1803-1	.158 [4.01]	.145 [3.68]	.327 [8.30]	0.068	0.255		RFA-4009-203		
RFT-1803-R	.157 [4.00]	.327 [8.30]	.327 [8.30]	0.068	0.429		RFA-4009	2-Step Strip, Dielectric & Braid Same Cut	
RFT-1805	.276 [7.01]	.045 [1.14]	.217 [5.5] Slit	Solder				.217 Slit on One Side	
RFT-1813	.157 [4.00]	.205 [5.20]	.327 [8.30]	0.068	0.255		RFA-4009-203		35
RFU-500	.73 [18.54]	.06 [1.52]	.380 [9.65]						
RFU-500-C	.73 [18.54]	.06 [1.52]	.380 [9.65]						
RFU-500-D	.73 [18.54]	.06 [1.52]	.380 [9.65]						
RFU-501	.73 [18.54]	.06 [1.52]	.380 [9.65]						
RFU-501-C	.73 [18.54]	.06 [1.52]	.380 [9.65]						
RFU-501-D	.73 [18.54]	.06 [1.52]	.380 [9.65]						
RFU-503	.74 [18.80]	.160 [4.06]	.220 [5.56]					Fold braid back to trim dielectric.	

ASSEMBLY & MOUNTING GUIDE — continued

See mounting diagrams in Mounting Configuration section, pages 146-148

Use this as a quick reference. Design changes may slightly alter stripping instructions.
Contact us for drawings and complete assembly instructions.

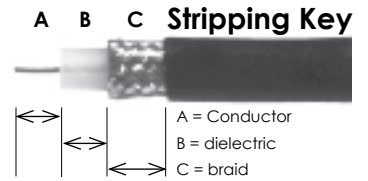


part #	strip A	STRIP B	STRIP C	HEX 1	HEX 2	HEX 3	recommended crimp tool	notes	config-uration
RFU-504	.335 [8.51]	.31 [7.87]	.125 [3.20]						
RFU-505	.71 [18.03]	.295 [7.49]	.325 [8.25]	0.068	0.213		RFA-4009-206		
RFU-505-C1	.613 [15.57]	.296 [7.52]	.323 [8.20]	0.068	0.213		RFA-4009-206		
RFU-505-ST	.731 [18.57]	.277 [7.04]	.323 [8.20]	0.068	0.213		RFA-4009-206		
RFU-505-STC1	.731 [18.57]	.277 [7.04]	.323 [8.20]	0.068	0.213		RFA-4009-206		
RFU-506	.680 [17.27]	.296 [7.52]	.323 [8.20]	0.068	0.255		RFA-4009-203		
RFU-507	.690 [17.53]	.300 [7.62]	.325 [8.25]	0.1	0.429		RFA-4009-205		
RFU-507-PL	.690 [17.53]	.285 [7.24]	.325 [8.25]	0.128	0.429		RFA-4005-300		
RFU-507-S	.630 [16.00]	.295 [7.49]	.323 [8.20]	0.1	0.429		RFA-4009-205		
RFU-507-SI	.680 [17.27]	.268 [6.81]	.323 [8.20]	0.128	0.429		RFA-4005-300		
RFU-507-ST	.690 [17.53]	.285 [7.24]	.325 [8.25]	0.1	0.429		RFA-4009-205		
RFU-507-STF	.669 [17.00]	.248 [6.30]	.441 [11.20]	0.1	0.429		RFA-4009-205		
RFU-507-STF1	.669 [17.00]	.248 [6.30]	.441 [11.20]	0.1	0.429		RFA-4009-205		
RFU-508-P	.690 [17.53]	.305 [7.75]	.325 [8.25]	0.068	0.255		RFA-4009-203		
RFU-508-X	.543 [13.80]	.346 [8.80]	.327 [8.30]	0.068	0.255		RFA-4009-203		
RFU-520	.150 [3.81]	.112 [2.84]	.112 [2.84]	Solder				2-Step Strip, Dielectric & Braid Same Cut	
RFU-520-1E	.125 [3.18]	.085 [2.15]	.210 [5.33]	Solder				Fold braid back to trim dielectric.	
RFU-520-C2	.150 [3.81]	.112 [2.84]	.112 [2.84]	Solder				2-Step Strip, Dielectric & Braid Same Cut	
RFU-520-I	.125 [3.18]	.085 [2.15]	.210 [5.33]	Solder				Fold braid back to trim dielectric.	
RFU-521									20
RFU-521-2T									20
RFU-521-ST									20
RFU-522									19
RFU-523									17
RFU-523-1									35
RFU-523-T									17
RFU-524									17
RFU-527	.14 [3.56]	.065 [1.65]	.325 [8.25]	0.068	0.213		RFA-4009-206		
RFU-527-T	.14 [3.56]	.065 [1.65]	.325 [8.25]	0.068	0.213		RFA-4009-206		
RFU-527-TC1	.14 [3.56]	.065 [1.65]	.325 [8.25]	0.068	0.213		RFA-4009-206		
RFU-600	.65 [16.25]	.10 [2.54]	.150 [3.81]	0.052			RFA-4005-400	Split Jacket two places rather than strip.	
RFU-600-1	.775 [19.69]	.375 [9.53]	.375 [9.53]	0.052	0.213		RFA-4005-400	2-Step Strip, Dielectric & Braid Same Cut	
RFU-600-10C	.157 [4.00]	.193 [4.90]	.327 [8.30]	0.068	0.213		RFA-4009-206		
RFU-600-10C-03	.15 [3.81]	.195 [4.95]	.325 [8.25]	0.068	0.213		RFA-4009-206		
RFU-600-10C1	.708 [17.98]	.331 [8.40]	.331 [8.40]	0.052	0.213		RFA-4005-400	2-Step Strip, Dielectric & Braid Same Cut	
RFU-600-1C1	.16 [4.06]	.025 [.635]	.325 [8.25]	0.068	0.255		RFA-4009-203		
RFU-600-1P	.130 [3.30]	.031 [.79]	.323 [8.20]	0.068	0.255		RFA-4009-203		
RFU-600-1X	.15 [3.81]	.033 [.840]	.331 [8.40]	0.068	0.255		RFA-4009-203		
RFU-600-2	.098 [2.50]	.028 [.711]	.228 [5.80]	0.068	0.213		RFA-4009-206		
RFU-600-3	.15 [3.81]	.051 [1.30]	.327 [8.30]	0.068	0.178		RFA-4009-204		
RFU-600-3B1	.15 [3.81]	.051 [1.30]	.327 [8.30]	0.068	0.178		RFA-4009-204		
RFU-600-5	.17 [4.32]	.035 [.89]	.325 [8.25]	0.068	0.213		RFA-4009-206		
RFU-600-5C1	.17 [4.32]	.035 [.89]	.325 [8.25]	0.068	0.213		RFA-4009-206		
RFU-600-6	.150 [3.80]	.047 [1.19]	.323 [8.20]	0.068	0.213		RFA-4009-206		
RFU-600-6C1	.150 [3.80]	.047 [1.19]	.323 [8.20]	0.068	0.213		RFA-4009-206		
RFU-600-7	.150 [3.80]	.047 [1.19]	.323 [8.20]	0.068	0.213	0.184	RFA-4009-206		
RFU-601-1	.150 [3.80]	.126 [3.20]	.323 [8.20]	0.068	0.213		RFA-4009-206		
RFU-601-1P	.150 [3.80]	.122 [3.10]	.323 [8.20]	0.068	0.255		RFA-4009-203		

ASSEMBLY & MOUNTING GUIDE — continued

See mounting diagrams in Mounting Configuration section, pages 146-148

Use this as a quick reference. Design changes may slightly alter stripping instructions.
Contact us for drawings and complete assembly instructions.

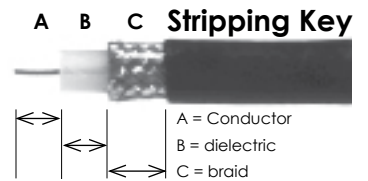


part #	strip A	STRIP B	STRIP C	HEX 1	HEX 2	HEX 3	recommended crimp tool	notes	config-uration
RFU-601-1X	.150 [3.80]	.122 [3.10]	.323 [8.20]	0.068	0.255		RFA-4009-203		
RFU-601-3	.140 [3.57]	.120 [3.05]	.340 [8.64]	0.068	0.178	0.13	RFA-4009-204		
RFU-601-4	.150 [3.80]	.105 [2.67]	.325 [8.25]	0.068	0.255		RFA-4009-203		
RFU-601-5	.150 [3.80]	.043 [1.10]	.295 [7.49]	0.068	0.255		RFA-4009-203		
RFU-601-B1	.140 [3.57]	.120 [3.05]	.340 [8.64]	0.068	0.178	0.13	RFA-4009-204		
RFU-601-C1	.150 [3.80]	.126 [3.20]	.323 [8.20]	0.068	0.213		RFA-4009-206		
RFU-602									4
RFU-602-1									4
RFU-602-1SPL									5
RFU-602-2									4
RFU-602-3									5
RFU-603									12
RFU-603-1									12
RFU-603-2									10
RFU-606-5									5, 26
RFU-617-B	.118 [3.00]	.205 [5.20]	.276 [7.00]	0.068	0.178		RFA-4009-204		4
RFU-617-B1	.118 [3.00]	.205 [5.20]	.276 [7.00]	0.068	0.178		RFA-4009-204		4
RHV-100-D	.118 [3.00]	.276 [7.00]	.236 [6.00]	0.068			RFA-4009-206		
RHV-100-E	.170 [4.32]	.145 [3.68]	.145 [3.68]	0.1			RFA-4009-205		
RHV-106-D	.118 [3.00]	.492 [12.50]	.276 [7.00]	Solder	0.255		RFA-4009-203		
RHV-106-X	.118 [3.00]	.492 [12.50]	.276 [7.00]	Solder	0.255		RFA-4009-203		
RHV-116								.380 Dia. w/ Dbl D-Flats	5
RHV-124-D	.177 [4.50]	.229 [5.82]	.236 [6.00]	0.068			RFA-4009-206		
RMC-6010-B	.045 [1.14]	.085 [2.16]	2.00 [5.08]		0.13		RFA-4009-204		
RMC-6010-B1	.045 [1.14]	.085 [2.16]	2.00 [5.08]		0.13		RFA-4009-204		
RMX-8000-1B	.098 [2.50]	.083 [2.10]	.205 [5.20]	Solder	0.13		RFA-4009-204		
RMX-8000-1B-LCK	.098 [2.50]	.075 [1.90]	.205 [5.20]	Solder	0.13		RFA-4009-204		
RMX-8000-1C	.098 [2.50]	.043 [1.10]	.327 [8.30]	Solder	0.213		RFA-4009-206		
RMX-8000-B	.098 [2.50]	.083 [2.10]	.205 [5.20]	Solder	0.13		RFA-4009-204		
RMX-8000-B1	.099 [2.51]	.082 [2.08]	.205 [5.20]	Solder	0.13		RFA-4009-204		
RMX-8010-1B	.106 [2.69]	.027 [.69]	.205 [5.20]	Solder	0.13		RFA-4009-204		
RMX-8010-1B1	.106 [2.69]	.027 [.69]	.205 [5.20]	Solder	0.13		RFA-4009-204		
RMX-8010-1B-LCK	.079 [2.00]	.127 [3.21]	.204 [5.18]	Solder	0.13		RFA-4009-204		
RMX-8010-1C	.106 [2.69]	.033 [0.85]	.327 [8.30]	SOLDER	.213		rfa-4009-206		
RMX-8010-B	.106 [2.69]	.028[.70]	.205 [5.20]	Solder	0.13		RFA-4009-204		
RMX-8010-B1	.106 [2.69]	.028[.70]	.205 [5.20]	Solder	0.13		RFA-4009-204		
RMX-8100-B	.079 [2.00]	.106 [2.69]	.205 [5.20]	Solder	0.13		RFA-4009-204		
RMX-8252-1B	.079 [2.00]	.106 [2.69]	.205 [5.20]	Solder	0.13		RFA-4009-204		2
RMX-8300									23
RMX-8300-1									23
RMX-8350									23
RMX-8350-1									23
RMX-8400-1									23
RMX-8450-1									23
RMX-9000-1A	.078 [1.98]	.083 [2.11]	.185 [4.70]	Solder	0.13		RFA-4009-204		
RMX-9000-1B	.079 [2.00]	.083 [2.10]	.205 [5.20]	Solder	0.13		RFA-4009-204		
RMX-9000-1B1	.079 [2.00]	.083 [2.10]	.205 [5.20]	Solder	0.13		RFA-4009-204		
RMX-9010-1A	.070 [1.78]	.032 [0.81]	.185 [4.70]	Solder	0.13		RFA-4009-204		

ASSEMBLY & MOUNTING GUIDE — continued

See mounting diagrams in Mounting Configuration section, pages 146-148

Use this as a quick reference. Design changes may slightly alter stripping instructions.
Contact us for drawings and complete assembly instructions.

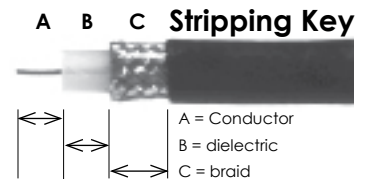


part #	strip A	STRIP B	STRIP C	HEX 1	HEX 2	HEX 3	recommended crimp tool	notes	config-uration
RMX-9010-1B	.071 [1.80]	.031 [0.80]	.205 [5.21]	Solder	0.13		RFA-4009-204		
RMX-9010-1B1	.071 [1.80]	.031 [0.80]	.205 [5.21]	Solder	0.13		RFA-4009-204		
RMX-9050-1B	.079 [2.00]	.102 [2.60]	.205 [5.20]	Solder	0.13		RFA-4009-204		
RMX-9050-1B1	.079 [2.00]	.102 [2.60]	.205 [5.20]	Solder	0.13		RFA-4009-204		
RMX-9060-1B	.055 [1.40]	.079 [2.01]	.213 [5.41]	Solder	0.13		RFA-4009-204		
RMX-9060-1B1	.055 [1.40]	.079 [2.01]	.213 [5.41]	Solder	0.13		RFA-4009-204		
RMX-9350-1									22
RP-1005-C	.157 [4.00]	.146 [3.70]	.327 [8.30]	0.1	0.213		RFA-4009-206		
RP-1006-3I	.157 [4.00]	.146 [3.70]	.327 [8.30]	0.118	0.429		RFA-4009-205		
RP-1028-I	.157 [4.00]	.146 [3.70]	.327 [8.30]	0.118	0.429		RFA-4009-205		
RP-1106-C	.157 [4.00]	.154 [3.90]	.327 [8.30]	0.068	0.213		RFA-4009-206		
RP-1106-C1	.157 [4.00]	.154 [3.90]	.327 [8.30]	0.068	0.213		RFA-4009-206		
RP-1106-C2	.157 [4.00]	.154 [3.90]	.327 [8.30]	0.068	0.213		RFA-4009-206		
RP-1116-NG									4
RP-1117-BT	.138 [3.50]	.248 [6.30]	.394 [10.01]	0.068	0.178		RFA-4009-204		35
RP-1117-C	.157 [4.00]	.205 [5.20]	.327 [8.30]	0.068	0.213		RFA-4009-206		35
RP-1117-C1	.157 [4.00]	.205 [5.20]	.327 [8.30]	0.068	0.213		RFA-4009-206		35
RP-1202-1B	.157 [4.00]	.154 [3.90]	.327 [8.30]	0.068	0.178		RFA-4009-204		
RP-1202-1B1	.157 [4.00]	.154 [3.90]	.327 [8.30]	0.068	0.178		RFA-4009-204		
RP-1202-C	.157 [4.00]	.154 [3.90]	.327 [8.30]	0.068	0.213		RFA-4009-206		
RP-1202-C1	.157 [4.00]	.154 [3.90]	.327 [8.30]	0.068	0.213		RFA-4009-206		
RP-1202-C2	.157 [4.00]	.154 [3.90]	.327 [8.30]	0.068	0.213		RFA-4009-206		
RP-1202-C3	.157 [4.00]	.154 [3.90]	.327 [8.30]	0.068	0.213		RFA-4009-206		
RP-1202-I	.157 [4.00]	.154 [3.90]	.327 [8.30]	0.118	0.429		RFA-4009-205		
RP-1202-L6	.157 [4.00]	.154 [3.90]	.327 [8.30]	0.068	0.324		RFA-4005-308		
RP-1202-X	.157 [4.00]	.154 [3.90]	.327 [8.30]	0.068	0.255		RFA-4009-203		
RP-1210									16
RP-1211-1									4
RP-1212-A	.098 [2.50]	.122 [3.10]	.185 [4.70]	Solder	0.13		RFA-4009-204		35
RP-1212-B	.157 [4.00]	.205 [5.20]	.331 [8.40]	0.068	0.178		RFA-4009-204		35
RP-1212-B1	.157 [4.00]	.205 [5.20]	.331 [8.40]	0.068	0.178		RFA-4009-204		35
RP-1212-C	.157 [4.00]	.205 [5.20]	.327 [8.30]	0.068	0.213		RFA-4009-206		35
RP-1212-C1	.157 [4.00]	.205 [5.20]	.327 [8.30]	0.068	0.213		RFA-4009-206		35
RP-1212-C1-03	.157 [4.00]	.205 [5.20]	.327 [8.30]	0.068	0.213		RFA-4009-206		35
RP-1212-C2	.157 [4.00]	.205 [5.20]	.327 [8.30]	0.068	0.213		RFA-4009-206		35
RP-1212-C3	.157 [4.00]	.205 [5.20]	.327 [8.30]	0.068	0.213		RFA-4009-206		35
RP-1216-C	.157 [4.00]	.146 [3.70]	.327 [8.30]	0.068	0.213		RFA-4009-206		
RP-1216-C1	.157 [4.00]	.146 [3.70]	.327 [8.30]	0.068	0.213		RFA-4009-206		
RP-1216-C2	.157 [4.00]	.146 [3.70]	.327 [8.30]	0.068	0.213		RFA-4009-206		
RP-1216-C3	.157 [4.00]	.146 [3.70]	.327 [8.30]	0.068	0.213		RFA-4009-206		
RP-1216-I	.157 [4.00]	.154 [3.91]	.327 [8.30]	0.118	0.429		RFA-4009-205		
RP-1218	.154 [3.91]	.315 [8.00]	.327 [8.30]	Solder	0.213		RFA-4009-206		
RP-1218-C1	.154 [3.91]	.315 [8.00]	.327 [8.30]	Solder	0.213		RFA-4009-206		
RP-3000-1B	.079 [2.00]	.071 [1.80]	.256 [6.50]	Solder	0.13		RFA-4009-204		
RP-3000-1B1	.079 [2.00]	.071 [1.80]	.256 [6.50]	Solder	0.13		RFA-4009-204		
RP-3000-1C	.079 [2.00]	.067 [1.70]	.327 [8.30]	Solder	0.213		RFA-4009-206		
RP-3000-1C1	.079 [2.00]	.067 [1.70]	.327 [8.30]	Solder	0.213		RFA-4009-206		
RP-3000-1X	.079 [2.00]	.327 [8.30]	.327 [8.30]	Solder	0.255		RFA-4009-203	2-Step Strip, Dielectric & Braid Same Cut	
RP-3000-B	.079 [2.00]	.071 [1.80]	.256 [6.50]	Solder	0.13		RFA-4009-204		

ASSEMBLY & MOUNTING GUIDE — continued

See mounting diagrams in Mounting Configuration section, pages 146-148

Use this as a quick reference. Design changes may slightly alter stripping instructions.
Contact us for drawings and complete assembly instructions.

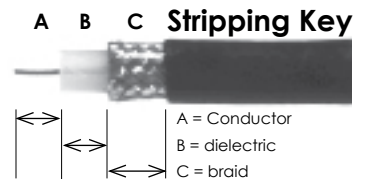


part #	strip A	STRIP B	STRIP C	HEX 1	HEX 2	HEX 3	recommended crimp tool	notes	config-uration
RP-3000-B1	.079 [2.00]	.071 [1.80]	.256 [6.50]	Solder	0.13		RFA-4009-204		
RP-3000-C	.078 [2.0]	.067 [1.7]	.326 [8.3]	Solder	0.213		RFA-4009-206		
RP-3000-C1	.078 [2.0]	.067 [1.7]	.326 [8.3]	Solder	0.213		RFA-4009-206		
RP-3000-C2	.078 [2.0]	.067 [1.7]	.326 [8.3]	Solder	0.213		RFA-4009-206		
RP-3000-I	.157 [4.00]	.150 [3.80]	.327 [8.30]	0.118	0.429		RFA-4009-205		
RP-3010-1B	.102 [2.60]	.114 [2.90]	.205 [5.20]	Solder	0.13		RFA-4009-204		
RP-3010-1B1	.102 [2.60]	.114 [2.90]	.205 [5.20]	Solder	0.13		RFA-4009-204		
RP-3010-1C	.080 [2.03]	.140 [3.55]	.300 [7.62]	Solder	0.213		RFA-4009-206		
RP-3010-1C1	.059 [1.50]	.185 [4.70]	.228 [5.80]	Solder	0.213		RFA-4009-206		
RP-3050-1B	.110 [2.80]	.09 [2.29]	.210 [5.33]	Solder	0.13		RFA-4009-204		
RP-3050-1B1	.110 [2.80]	.09 [2.29]	.210 [5.33]	Solder	0.13		RFA-4009-204		
RP-3050-1C	.110 [2.80]	.107 [2.72]	.295 [7.50]	Solder	0.213		RFA-4009-206		
RP-3050-1C1	.110 [2.80]	.107 [2.72]	.295 [7.50]	Solder	0.213		RFA-4009-206		
RP-3050-1C2	.110 [2.80]	.107 [2.72]	.295 [7.50]	Solder	0.213		RFA-4009-206		
RP-3251-1									3
RP-3252-1B	.098 [2.50]	.091 [2.30]	.205 [5.20]	Solder	0.13		RFA-4009-204		3
RP-3252-1B-03	.098 [2.50]	.099 [2.51]	.235 [5.98]	Solder	0.13		RFA-4009-204		3
RP-3252-1B1	.098 [2.50]	.091 [2.30]	.205 [5.20]	Solder	0.13		RFA-4009-204		3
RP-3252-1C	.098 [2.50]	.090 [2.30]	.326 [8.29]	Solder	0.213		RFA-4009-206		3
RP-3252-1C1	.098 [2.50]	.197 [5.00]	.295 [7.50]	Solder	0.213		RFA-4009-206		3
RP-3252-A-06	.099 [2.51]	.046 [1.17]	.190 [4.83]	Solder	0.1		RFA-4009-206		3
RP-3300									23
RP-3300-1									23
RP-4252-B	.087 [2.20]	.078 [1.99]	.205 [5.20]	Solder	0.13		RFA-4009-204		2
RP-700-179-1	.157 [4.00]	.122 [3.10]	.185 [4.70]	Solder	0.13		RFA-4009-204		
RP-9000-1B	.070 [1.78]	.030 [0.75]	.200 [5.08]	Solder	0.13		RFA-4009-204		
RP-9010-1B	.063 [1.60]	.043 [1.10]	.205 [5.20]	Solder	0.13		RFA-4009-204		
RPT-3000-1C	.079 [2.00]	.067 [1.70]	.327 [8.30]	Solder	0.213		RFA-4009-206		
RPT-3000-C	.079 [2.00]	.067 [1.70]	.327 [8.30]	Solder	0.213		RFA-4009-206		
RQA-5000-C	.079 [2.00]	.075 [1.90]	.327 [8.30]	Solder	0.213		RFA-4009-206		
RQA-5000-C1	.079 [2.00]	.075 [1.90]	.327 [8.30]	Solder	0.213		RFA-4009-206		
RQA-5000-X	.079 [2.00]	.031 [0.79]	.327 [8.30]	0.052	0.255		RFA-4005-400		
RQA-5010-C	.110 [2.79]	.135 [3.44]	.336 [8.54]	Solder	0.213		RFA-4009-206		
RQA-5010-C1	.110 [2.79]	.135 [3.44]	.336 [8.54]	Solder	0.213		RFA-4009-206		
RQA-5010-8X	.118 [3]	.146 [3.7]	.327 [8.3]	N/A	.255				
RQA-5010-X	.248 [6.30]	.327 [8.30]	.327 [8.30]	Solder	0.255		RFA-4009-203	2-Step Strip, Dielectric & Braid Same Cut	
RSA-3000-1B	.098 [2.50]	.067 [1.70]	.256 [6.50]	Solder	0.13		RFA-4009-204		
RSA-3000-1B-03	.098 [2.50]	.067 [1.70]	.256 [6.50]	Solder	0.13		RFA-4009-204		
RSA-3000-1B1	.098 [2.50]	.067 [1.70]	.256 [6.50]	Solder	0.13		RFA-4009-204		
RSA-3000-1C	.079 [2.00]	.067 [1.70]	.327 [8.30]	Solder	0.213		RFA-4009-206		
RSA-3000-1C-03	.079 [2.00]	.067 [1.70]	.327 [8.30]	Solder	0.213		RFA-4009-206		
RSA-3000-1C1	.079 [2.00]	.067 [1.70]	.327 [8.30]	Solder	0.213		RFA-4009-206		
RSA-3000-1C2	.079 [2.00]	.067 [1.70]	.327 [8.30]	Solder	0.213		RFA-4009-206		
RSA-3000-7	.110 [2.80]	.067 [1.70]	.327 [8.30]	Solder	0.13		RFA-4009-204		
RSA-3000-A	.098 [2.50]	.091 [2.30]	.185 [4.70]	Solder	0.13		RFA-4009-204		
RSA-3000-B	.098 [2.50]	.067 [1.70]	.256 [6.50]	Solder	0.13		RFA-4009-204		
RSA-3000-B1	.098 [2.50]	.067 [1.70]	.256 [6.50]	Solder	0.13		RFA-4009-204		
RSA-3000-B-SS	.100 [2.54]	.040 [1.02]	.230 [5.84]	Solder	0.13		RFA-4009-204		

ASSEMBLY & MOUNTING GUIDE — continued

See mounting diagrams in Mounting Configuration section, pages 146-148

Use this as a quick reference. Design changes may slightly alter stripping instructions.
Contact us for drawings and complete assembly instructions.



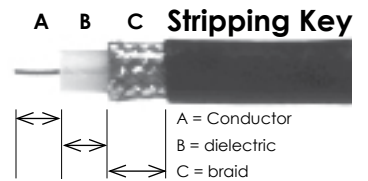
part #	strip A	STRIP B	STRIP C	HEX 1	HEX 2	HEX 3	recommended crimp tool	notes	config-uration
RSA-3000-C	.110 [2.80]	.067 [1.70]	.327 [8.30]	Solder	0.213		RFA-4009-206		
RSA-3000-C1	.138 [3.50]	.067 [1.70]	.327 [8.30]	Solder	0.213		RFA-4009-206		
RSA-3000-C2	.079 [2.01]	.067 [1.70]	.327 [8.30]	Solder	0.213		RFA-4009-206		
RSA-3000-I	.157 [4.00]	.150 [3.80]	.327 [8.30]	0.118	0.429		RFA-4009-205		
RSA-3000-X	.079 [2.00]	.327 [8.31]	.327 [8.31]	0.068	0.255		RFA-4009-203	2-Step Strip, Dielectric & Braid Same Cut	
RSA-3010-1B	.102 [2.60]	.114 [2.90]	.256 [6.50]	Solder	0.13		RFA-4009-204		
RSA-3010-1B-04	.110 [2.79]	.181 [4.60]	.197 [5.00]	Solder	0.13		RFA-4009-204		
RSA-3010-1B1	.102 [2.60]	.114 [2.90]	.256 [6.50]	Solder	0.13		RFA-4009-204		
RSA-3010-1C	.102 [2.60]	.114 [2.90]	.327 [8.31]	Solder	0.213		RFA-4009-206		
RSA-3010-1C1	.102 [2.60]	.114 [2.90]	.327 [8.31]	Solder	0.213		RFA-4009-206		
RSA-3010-7	.102 [2.60]	.114 [2.90]	.327 [8.31]	Solder	0.213		RFA-4009-206		
RSA-3010-B	.102 [2.60]	.114 [2.90]	.256 [6.50]	Solder	0.13		RFA-4009-204		
RSA-3010-B1	.100 [2.54]	.115 [2.92]	.255 [6.48]	Solder	0.13		RFA-4009-204		
RSA-3010-B-SS	.100 [2.54]	.100 [2.54]	.215 [5.46]	Solder	0.13		RFA-4009-204		
RSA-3010-C	.102 [2.60]	.114 [2.90]	.327 [8.31]	Solder	0.213		RFA-4009-206		
RSA-3010-C1	.102 [2.60]	.114 [2.90]	.327 [8.31]	Solder	0.213		RFA-4009-206		
RSA-3010-C2	.161 [4.10]	.126 [3.20]	.327 [8.31]	Solder	0.213		RFA-4009-206		
RSA-3010-X	.157 [4.00]	.126 [3.20]	.327 [8.30]	Solder	0.255		RFA-4009-203		
RSA-3050-1B	.098 [2.49]	.091 [2.31]	.205 [5.21]	Solder	0.13		RFA-4009-204		
RSA-3050-1B1	.098 [2.49]	.091 [2.31]	.205 [5.21]	Solder	0.13		RFA-4009-204		
RSA-3050-1C	.098 [2.49]	.091 [2.31]	.327 [8.31]	Solder	0.213		RFA-4009-206		
RSA-3050-1C1	.098 [2.49]	.091 [2.31]	.327 [8.31]	Solder	0.213		RFA-4009-206		
RSA-3050-1C2	.079 [2.00]	.327 [8.31]	.327 [8.31]	Solder	0.213		RFA-4009-206	2-Step Strip, Dielectric & Braid Same Cut	
RSA-3050-B	.100 [2.54]	.09 [2.29]	.205 [5.20]	Solder	0.13		RFA-4009-204		
RSA-3050-B1	.100 [2.54]	.09 [2.29]	.205 [5.20]	Solder	0.13		RFA-4009-204		
RSA-3050-C	.098 [2.49]	.091 [2.31]	.327 [8.31]	Solder	0.213		RFA-4009-206		
RSA-3050-C1	.098 [2.49]	.091 [2.31]	.327 [8.31]	Solder	0.213		RFA-4009-206		
RSA-3050-C2	.079 [2.00]	.327 [8.31]	.327 [8.31]	Solder	0.213		RFA-4009-206	2-Step Strip, Dielectric & Braid Same Cut	
RSA-3050-X	.079 [2.00]	.327 [8.31]	.327 [8.31]	Solder	0.255		RFA-4009-203	2-Step Strip, Dielectric & Braid Same Cut	
RSA-3100-B	.079 [2.00]	.102 [2.60]	.126 [3.20]	Solder				Fold braid back to trim dielectric, then trim braid.	
RSA-3100-C	.079 [2.00]	.102 [2.60]	.126 [3.20]	Solder				Fold braid back to trim dielectric, then trim braid.	
RSA-3110-B	.102 [2.60]	.126 [3.20]	.126 [3.20]	Solder				2-Step Strip, Dielectric & Braid Same Cut	
RSA-3110-C	.102 [2.60]	.130 [3.30]	.157 [3.99]	Solder				Fold braid back to trim dielectric, then trim braid.	
RSA-3200									3
RSA-3200-1									3
RSA-3221									9
RSA-3231									14
RSA-3232-1									14
RSA-3250									3
RSA-3251									3
RSA-3251-1-10									3
RSA-3252-1B	.098 [2.50]	.091 [2.30]	.205 [5.20]	Solder	0.13		RFA-4009-204		3
RSA-3252-1B1	.098 [2.50]	.091 [2.30]	.205 [5.20]	Solder	0.13		RFA-4009-204		3
RSA-3252-1I	.158 [4.00]	.150 [3.8]	.327 [8.31]	0.118	0.429		RFA-4009-205		3
RSA-3252-A	.098 [2.50]	.220 [5.60]	.185 [4.70]	Solder	0.13		RFA-4009-204		3
RSA-3252-A-4	.100 [2.54]	.040 [1.02]	.270 [6.86]	Solder	0.1		RFA-4009-205		3
RSA-3252-B	.098 [2.50]	.091 [2.30]	.205 [5.20]	0.052	0.13		RFA-4009-204		3
RSA-3252-B-03	.079 [2.00]	.079 [2.00]	.205 [5.20]	Solder	0.13		RFA-4009-204		3
RSA-3252-B1	.100 [2.54]	.090 [2.29]	.205 [5.20]	Solder	0.13		RFA-4009-204		3

ASSEMBLY & MOUNTING GUIDE — continued

See mounting diagrams in Mounting Configuration section, pages 146-148

Use this as a quick reference. Design changes may slightly alter stripping instructions.

Contact us for drawings and complete assembly instructions.



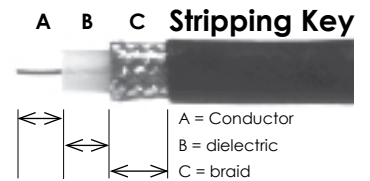
part #	strip A	STRIP B	STRIP C	HEX 1	HEX 2	HEX 3	recommended crimp tool	notes	configuration
RSA-3252-C	.100 [2.54]	.090 [2.29]	.325 [8.26]	Solder	0.213		RFA-4009-206		3
RSA-3252-C1	.098 [2.50]	.091 [2.30]	.327 [8.30]	Solder	0.213		RFA-4009-206		3
RSA-3252-C2	.098 [2.50]	.091 [2.30]	.327 [8.30]	Solder	0.213		RFA-4009-206		3
RSA-3261									9
RSA-3262									9
RSA-3262-1									9
RSA-3268									9
RSA-3269									9
RSA-3270-C	0.098 [2.49]	.091 [2.31]	.327 [8.30]	0.068	0.213		RFA-4009-206		14
RSA-3271									14
RSA-3279									14
RSA-3279-10									14
RSA-3285-03									14
RSA-3290									20
RSA-3290-10									20
RSA-3300									23
RSA-3300-03									3, 23
RSA-3300-1									23
RSA-3300-1-03									3, 23
RSA-3300-NL									3, 25
RSA-3300-NL-03									3, 25
RSA-3350									23
RSA-3350-1									23
RSA-3350-2-1									23
RSA-3500-085	.118 [3.00]			Solder					
RSA-3500-1-085	.118 [3.00]			Solder					
RSA-3500-1-141	.098 [2.50]			Solder					
RSA-3500-141	.098 [2.50]			Solder					
RSA-3500-141-03	.110 [2.80]			Solder					
-03	.110 [2.80]			Solder					
RSA-3510-085	.118 [3.00]			Solder					
RSA-3510-1-085	.118 [3.00]			Solder					
RSA-3510-1-141	.118 [3.00]			Solder					
RSA-3510-141	.118 [3.00]			Solder					
RSA-3550-085	.098 [2.50]			Solder					7
RSA-3550-1-085	.098 [2.50]			Solder					7
RSA-3555-1-047	.098 [2.50]			Solder					
RSA-3555-1SR1	.098 [2.50]			Solder					
RSA-3555-1SR2	.079 [2.00]			Solder					
RSA-3555-SR1	.098 [2.50]			Solder					
RSA-3555-SR2	.079 [2.00]			Solder					
RSA-3560-1-047	.098 [2.50]			Solder					3
RSA-3560-141	.079 [2.00]			Solder					3
RSA-3560-1-SR1	.098 [2.50]			Solder					3
RSA-3565-SR2	.110 [2.79]			Solder					
RSA-3570-085	.079 [2.00]			Solder					31
RSB-200-1-179	.079 [2.01]	.106 [2.69]	.205 [5.20]	Solder	0.13		RFA-4009-204		
RSB-200-1S1	.079 [2.01]	.106 [2.69]	.205 [5.20]	Solder	0.13		RFA-4009-204		

ASSEMBLY & MOUNTING GUIDE — continued

See mounting diagrams in Mounting Configuration section, pages 146-148

Use this as a quick reference. Design changes may slightly alter stripping instructions.

Contact us for drawings and complete assembly instructions.



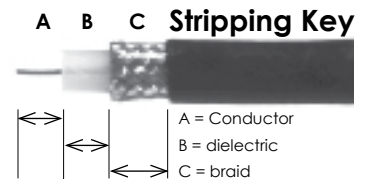
part #	strip A	STRIP B	STRIP C	HEX 1	HEX 2	HEX 3	recommended crimp tool	notes	config-uration
RSB-210-1-179	.102 [2.60]	.075 [1.90]	.205 [5.20]	Solder	0.13		RFA-4009-204		
RSB-210-1-S1	.102 [2.60]	.075 [1.90]	.205 [5.20]	Solder	0.13		RFA-4009-204		
RSB-220-1-179	.079 [2.01]	.106 [2.69]	.205 [5.20]	Solder	0.13		RFA-4009-204		
RSB-221-1-179	.079 [2.01]	.102 [2.60]	.205 [5.20]	Solder	0.13		RFA-4009-204		2
RSB-250-1									50
RSB-255-1									50
RSB-260-1									50
RSB-265-1									23
RSB-300-1-179	.079 [2.01]	.106 [2.69]	.205 [5.20]	Solder	0.13		RFA-4009-204		
RSB-301-179	.079 [2.01]	.091 [2.30]	.205 [5.20]	Solder	0.13		RFA-4009-204		
RSB-310-1-179	.138 [3.50]	.087 [2.20]	.256 [6.50]	Solder	0.13		RFA-4009-204		
RSB-350-1									23
RSB-355-1									23
RSB-4000-1B	.079 [2.01]	.106 [2.70]	.205 [5.20]	Solder	0.13		RFA-4009-204		
RSB-4000-1B1	.079 [2.01]	.106 [2.70]	.205 [5.20]	Solder	0.13		RFA-4009-204		
RSB-4000-B	.102 [2.60]	.075 [1.90]	.256 [6.50]	Solder	0.13		RFA-4009-204		
RSB-4000-B-03	.079 [2.00]	.106 [2.69]	.205 [5.21]	Solder	0.13		RFA-4009-204		
RSB-4000-B1	.102 [2.60]	.075 [1.90]	.256 [6.50]	Solder	0.13		RFA-4009-204		
RSB-4010-1B	.102 [2.60]	.075 [1.90]	.256 [6.50]	Solder	0.13		RFA-4009-204		
RSB-4010-1B1	.102 [2.60]	.075 [1.90]	.256 [6.50]	Solder	0.13		RFA-4009-204		
RSB-4010-B	.059 [1.50]	.075 [1.90]	.256 [6.50]	Solder	0.13		RFA-4009-204		
RSB-4010-B1	.059 [1.50]	.075 [1.90]	.256 [6.50]	Solder	0.13		RFA-4009-204		
RSB-4050-1B	.098 [2.50]	.106 [2.70]	.205 [5.20]	Solder	0.13		RFA-4009-204		
RSB-4050-1B1	.098 [2.50]	.106 [2.70]	.205 [5.20]	Solder	0.13		RFA-4009-204		
RSB-4050-B	.079 [2.01]	.106 [2.70]	.205 [5.20]	Solder	0.13		RFA-4009-204		
RSB-4050-B1	.079 [2.01]	.106 [2.70]	.205 [5.20]	Solder	0.13		RFA-4009-204		
RSB-4055-1B	.102 [2.60]	.075 [1.90]	.256 [6.50]	Solder	0.13		RFA-4009-204		
RSB-4055-1B1	.102 [2.60]	.075 [1.90]	.256 [6.50]	Solder	0.13		RFA-4009-204		
RSB-4100-B	.110 [2.79]	.060 [1.52]	.197 [5.00]	Solder				Slit cable jacket rather than strip.	
RSB-4251									2
RSB-4251-1									2
RSB-4252-1B	.079 [2.01]	.106 [2.70]	.205 [5.20]	Solder	0.13		RFA-4009-204		2
RSB-4252-1B1	.079 [2.01]	.106 [2.70]	.205 [5.20]	Solder	0.13		RFA-4009-204		2
RSB-4252-B	.079 [2.01]	.106 [2.70]	.205 [5.20]	Solder	0.13		RFA-4009-204		2
RSB-4252-B1	.079 [2.01]	.106 [2.70]	.205 [5.20]	Solder	0.13		RFA-4009-204		2
RSB-4300									23
RSB-4300-1									23
RSB-4301-1									23
RSB-4350									23
RSB-4350-1									
RSB-4350-1-75									23
RSB-4400-1									23
RSB-710-1B	.079 [2.00]	.035 [0.90]	.213 [5.40]	0.13			RFA-4009-204		
RSB-750-1B	.079 [2.00]	.032 [0.81]	.205 [5.21]	SOLDER	0.13		RFA-4009-204		
RSB-750-1B1	.079 [2.00]	.032 [0.81]	.205 [5.21]	SOLDER	0.13		RFA-4009-204		
RT-1005-C	.157 [4.00]	.146 [3.71]	.327 [8.30]	0.1	0.213		RFA-4009-206		
RT-1005-C1	.157 [4.00]	.146 [3.71]	.327 [8.30]	0.1	0.213		RFA-4009-206		
RT-1009-C1-03	.157 [4.00]	.327 [8.30]	.327 [8.30]	SOLDER	0.213		RFA-4009-206		

ASSEMBLY & MOUNTING GUIDE — continued

See mounting diagrams in Mounting Configuration section, pages 146-148

Use this as a quick reference. Design changes may slightly alter stripping instructions.

Contact us for drawings and complete assembly instructions.



part #	strip A	STRIP B	STRIP C	HEX 1	HEX 2	HEX 3	recommended crimp tool	notes	config-uration
RT-1200-C	.157 [4.0]	.134 [3.40]	.291 [7.39]	0.068			RFA-4009-206	Fold braid back to trim dielectric.	
RT-1200-I	.150 [3.81]	.090 [2.29]	.240 [6.10]	0.128			RFA-4005-300		
RT-1202-C	.157 [4.00]	.146 [3.70]	.327 [8.30]	0.068	0.213		RFA-4009-206		
RT-1202-C1	.157 [4.00]	.146 [3.70]	.327 [8.30]	0.068	0.213		RFA-4009-206		
RT-1202-I	.157 [4.00]	.146 [3.70]	.327 [8.30]	0.128	0.429		RFA-4005-200		
RT-1203-1X	.157 [4.00]	.146 [3.70]	.327 [8.30]	0.068	0.255		RFA-4009-203		
RT-1208							2 Holes .400" O/C	.510 Dia. w/ 3 D-Flats	37, 42
RT-1209-B									35, 42
RT-1211-1								.380 Dia. D-Flat	4
RT-3000-1C	.138 [3.50]	.067 [1.70]	.327 [8.30]	Solder	0.213		RFA-4009-206		
RT-3000-1C1	.135 [3.43]	.07 [1.78]	.325 [8.26]	Solder	0.213		RFA-4009-206		
RT-3252-1B-04	.120 [3.05]	.115 [2.92]	.205 [5.21]	Solder	0.13		RFA-4009-204		
RT-3252-1B1-04	.120 [3.05]	.115 [2.92]	.205 [5.21]	Solder	0.13		RFA-4009-204		
RT-3252-1C	.098 [2.50]	.091 [2.31]	.327 [8.31]	Solder	0.213		RFA-4009-206		
RT-3252-1C1	.098 [2.50]	.091 [2.31]	.327 [8.31]	Solder	0.213		RFA-4009-206		